



# GALVESTON COUNTY HEALTH DISTRICT

UNITED BOARD OF HEALTH

9850-A.106 Boardroom Emmett F. Lowry Expressway, Texas City

## AGENDA

Wednesday, September 28, 2022 – 12:30 PM

**CONSENT AGENDA:** ALL ITEMS MARKED WITH A SINGLE ASTERISK (\*) ARE PART OF THE CONSENT AGENDA AND REQUIRE NO DELIBERATION BY THE UNITED BOARD OF HEALTH. ANY BOARD MEMBER MAY REMOVE AN ITEM FROM THIS AGENDA TO BE CONSIDERED SEPARATELY.

### *PROCEED TO BOTTOM OF THIS DOCUMENT FOR APPEARANCE & EXECUTIVE SESSION GUIDELINES*

In accordance with the provisions of the Americans with Disabilities Act (ADA), persons in need of a special accommodation to participate in this proceeding shall, within three (3) days prior to any proceeding contact the Executive Office at 9850-A.108 Texas City, Texas 77591 (409) 938-2401.

ANY MEMBERS NEEDING TO BE REACHED DURING THE MEETING MAY BE CONTACTED AT 409-938-2288

## REGULARLY SCHEDULED MEETING

### Meeting Called to Order

### Pledge of Allegiance

### Prayer

- Item #1.....Comments from the Public
- \*Item #2 **ACTION** .....Agenda
- \*Item #3 **ACTION**.....Excused Absence(s)
- \*Item #4 **ACTION**.....Consider for Approval Minutes from August 10, 2022  
UBOH Meeting
- \*Item #5 **ACTION**.....Receive and File Informational Reports  
a. Morbidity Report
- \*Item #6 **ACTION** .....Consider for Approval the Animal Services Advisory  
Committee’s Nomination to ARC Pet Allies
- \*Item #7 **ACTION** .....Consider for Approval Revisions made to the Computer and  
Digital Communications Policy
- Item #8.....Executive Report, COVID-19 and Money Pox Update Submitted  
by the Chief Executive Officer
- Item #9 **ACTION**.....Consider for Approval July and August 2022 Financial Report  
Submitted by Chief Financial Officer
- Item #10 **ACTION**.....Consider for Approval FY2023 General Fund Budget Submitted  
By Chief Financial Officer
- Item #11 **ACTION**.....Consider for Approval FY2023 GAAA Budget Submitted  
By Chief Financial Officer

- Item #12 **ACTION**.....Consider for Approval the Purchase of a Generator for the Animal Resource Center from Animal Services Fund Balance as Requested by the Animal Advisory Committee Submitted By Director of Public Health Services
- Item #13.....Update on Cities Joining Animal Services Interlocal Agreement Submitted by UBOH Chairman
- Item #14.....Comments from Board Members

*Next Meeting: November 9, 2022*

**Adjournment**

**Appearances Before United Board of Health**

The Galveston County United Board of Health meetings are conducted under the provisions of the Texas Open Meetings Act, and members of the public that wish to address the Board about an item presented on the agenda shall be offered three minutes to do so. The Board cordially requests that individuals desiring to make such a statement notify the Board of their intention by writing their name on the sign-in sheet located at the Boardroom’s main entrance.

A citizen desiring to make comment to the Board regarding an item not listed on the agenda shall submit a written request to the Chief Executive Officer by noon on the Wednesday immediately preceding the Wednesday of the Board meeting. A statement of the nature of the matter to be considered shall accompany the request. The Chief Executive Officer shall include the requested appearance on the agenda, and the person shall be heard if he or she appears.

**Executive Sessions**

The United Board of Health may recess into a closed meeting (Executive Session) for any item listed on this agenda if the Executive Session is authorized under the *Texas Open Meetings Act*, pursuant to one or more the following exceptions: Tex. Gov’t Code §§551.071 (consultation with attorney), 551.072 (deliberation regarding real property), 551.073 (deliberation regarding a prospective gift or donation), 551.074 (personnel matters), 551.0745 (personnel matters affecting County advisory body), 551.076 (deliberation regarding security devices or security audits), and/or 551.087 (deliberations regarding economic development negotiations). The presiding officer of the United Board of Health shall announce the basis for the closed meeting prior to the Board recessing into Executive Session. The United Board of Health may only enter into Executive Session to deliberate an agenda item not denoted on the agenda as a closed meeting item if a majority of the Board votes to go into Executive Session. **This motion requirement does not apply to any agenda item that has been previously noticed to constitute or include an Executive Session.** The steps for enacting this procedure shall be as follows:

1. *A Board member recommends that the discussion, so long as it pertains to one of the permissible exceptions noted above, be moved to a closed forum;*
2. *Additional detail about the subject-matter and why it should be discussed by the Board in private be provided to citizens in attendance, and citizens be offered the opportunity to ask questions about the matter which are to be answered at the discretion of the Board; and*
3. *A vote to commence for moving into Executive Session be passed by a majority of Board members.*



# **GALVESTON COUNTY HEALTH DISTRICT**

**UNITED BOARD OF HEALTH** 9850-A.106 Boardroom Emmett F. Lowry Expressway, Texas City

---

**United Board of Health  
September 2022  
Item #2  
Agenda**



# **GALVESTON COUNTY HEALTH DISTRICT**

**UNITED BOARD OF HEALTH** 9850-A.106 Boardroom Emmett F. Lowry Expressway, Texas City

---

**United Board of Health  
September 2022  
Item #3  
Excused Absence(s)**



# **GALVESTON COUNTY HEALTH DISTRICT**

**UNITED BOARD OF HEALTH** 9850-A.106 Boardroom Emmett F. Lowry Expressway, Texas City

---

**United Board of Health**

**September 2022**

**Item #4**

**Consider for Approval Minutes from August 10, 2022 UBOH Meeting**



# GALVESTON COUNTY HEALTH DISTRICT

*Protecting and promoting the optimal health and well-being of Galveston County.*

## Galveston County Health District United Board of Health Meeting Minutes August 10, 2022

### Board Members

#### Present:

Zach Davidson  
Annette Jenkins, PharmD  
Della Brown, RN  
Donna B. Weaver, MD, FAAFP  
Philip Keiser, MD, Ex -Officio  
CEO, Local Health Authority

Meeting was called to order at 12:30 pm by Mr Davidson.

#### **Items #1 Comments from the Public**

There were no comments from the public.

#### **Item #2-6 Consent Agenda**

Dr. Jenkins made a motion to approve consent agenda items two through six. Mrs. Brown seconded the motion, and the board unanimously approved the consent agenda items two through six.

#### **Item #7 Executive Report and COVID-19 Update Submitted by Chief Executive Officer**

Philip Keiser, MD, Chief Executive Officer, and Local Health Authority, presented the Executive Report and provided an update on COVID-19.

#### **Item #8 Consider for Approval May 2022 and June 2022 Financial Report Submitted by the Chief Financial Officer**

Trish Bailey, Chief Financial Officer, presented the May and June 2022 financial report. A motion to approve the financial reports as presented was made by Mrs. Brown. Dr. Weaver seconded the motion, and the board unanimously approved the financial reports.

#### **Item #9 Consider for Approval Proposed Fees for Community Health Services Fees, GAAA Fees and Vital Statistics Fees Submitted by Chief Financial Officer**

Trish Bailey, Chief Financial Officer presented the proposed Community Health Services Fees, GAAA Fees and Vital Statistics Fees. Mrs. Brown made a motion to approve the fees as presented. Dr. Jenkins seconded the motion, and the Board unanimously approved the fees.

#### **Item#10 Consider for Approval Annual Policies Review**

Amanda Wolff, Executive Office Manager and Executive Assistant to the CEO, presented the proposed policy changes for Alternate Work Schedule Policy, Communications Policy, Employee Assistance Program Policy, Employee and Pre-Hire Immunizations, Fiscal Management Policy, Sexual Harassment Policy, Vehicular Incidents Policy, and Volunteer Policy to the Board. A motion to approve all policies as presented was made by Mrs. Brown and seconded by Dr. Weaver. The Board unanimously approved the policies.

#### **Item #11 Discussion on Board Approved Policy Process**

The Board discussed how they would like policies brought to them in the future. GCHD Staff will develop a plan and bring it back to the Board for review. No action was taken on this item.

**Item #12 EXECUTIVE SESSION**

Texas Government Code Section 551.074, Personnel Matters, the United Board of Health will enter into an executive session as permitted under the Open Meetings Act, Chapter 551 of the Texas Government Code, pursuant to Section 551.074 of the Government Code, Personnel Matters: to deliberate the appointment, employment, evaluation, reassignment, duties, discipline, or dismissal of a public officer or employee; specifically the Chief Executive Officer, Chief People Officer, Director of HR, IT Manager and HR Manager

**Item #13 Reconvene into Regularly Scheduled Meeting**

The Board reconvened into the regularly scheduled meeting at 1:41 pm.

**Item #14 Possible Action from Executive Session**

The Board took no action after executive session.

**Item#15 Comments from Board Members**

Mrs. Brown thanked everyone for their hard work on the Back to School Block Party. She was impressed at how organized the event was and how we started the event early due to the rain.

Zach Davidson introduced himself to the Board and Staff.

The meeting was adjourned at 1:44 pm.

\_\_\_\_\_  
Chair/Vice-Chairperson

\_\_\_\_\_  
Date



# **GALVESTON COUNTY HEALTH DISTRICT**

**UNITED BOARD OF HEALTH** 9850-A.106 Boardroom Emmett F. Lowry Expressway, Texas City

---

**United Board of Health  
September 2022  
Item #5  
Informational Reports**



# GALVESTON COUNTY HEALTH DISTRICT

## Morbidity Report

	2017	2018	2019	2020	2021	Jan-Jul 2022
Amebiasis	2	0	0	0	0	0
AIDS*	10	3	0	1	*10	*1
Botulism	1	0	0	0	0	0
Campylobacteriosis	41	48	27	14	32	13
Candida Auris	-	-	-	0	9	22
Chagas	0	0	0	0	2	0
<i>Chlamydia trachomatis</i>	1648	1584	1422	881	1,160	730
<i>Chikungunya</i>	1	0	0	0	0	0
COVID 19	-	-	-	20,180	40,521	32,858
Creutzfeldt-Jakob Disease	1	0	0	1	0	1
Cryptosporidiosis	2	9	9	0	6	2
Cyclosporiasis	3	3	5	6	9	2
Cysticercosis	0	0	0	1	0	0
Dengue	1	0	0	0	0	0
Elevated Blood Lead	32	19	22	15	23	13
<i>E.coli</i> , enterohemorrhagic	12	13	8	4	3	10
Gonorrhea	448	509	449	351	438	268
Haemophilus Influenzae	5	8	3	3	2	5
Hepatitis, type A	3	1	3	1	1	2
Hepatitis, type B (acute)	4	1	1	5	0	1
Hepatitis, type C (acute)	3	4	6	0	3	6
Hepatitis, type E (acute)	0	1	0	0	1	0
HIV infection*	45	28	23	17	*19	*3
Influenza associated Pedi death	0	0	1	0	0	0
Influenza isolate	3970	4125	5312	4281	155	474
Legionellosis	4	6	9	6	5	3
Leishmaniasis	0	0	0	0	0	0
Listeriosis	1	0	1	1	2	1
Lyme Disease	0	0	1	1	1	0
Malaria	0	0	0	0	0	0
Measles	0	0	1	0	0	0
Meningococcal infection	2	0	0	0	0	0
Monkeypox	-	-	-	-	-	1
Multi-Drug Resistance Organism	67	61	47	48	23	8
Mumps	1	0	1	0	0	0
Opioid associated death*	29	33	23	43	*48	*24
Pertussis	5	15	11	0	2	0
Q Fever	1	0	0	0	0	0
Salmonellosis	56	57	82	39	49	41
Shigellosis	10	25	75	35	22	13
Spotted Fever Rickettsioses	2	2	0	0	1	1
Strep. Infection, invasive pneumo.	16	31	31	13	20	5
Suicide*	58	53	39	21	*31	*18
Syphilis	45	61	35	24	41	31
Tuberculosis	7	14	12	4	9	10
Tularemia	0	0	0	0	1	0
Typhoid Fever	0	0	0	1	0	0
Typhus Fever	17	40	22	45	51	24
Varicella (Chickenpox)	22	18	17	7	0	4
<i>Vibrio</i> infection	6	4	5	1	6	3
West Nile Virus Infection	0	1	0	0	5	0
Yersiniosis	1	0	0	2	2	1
Zika	0	0	0	0	0	0
Foodborne illness complaints	49	57	49	32	35	29
Rabies in animals	5	1	2	1	5	1

**\*Please note: Numbers are preliminary reports; therefore, these numbers are subject to change.**

Public Health Services · Coastal Health & Wellness · Emergency Medical Services · Animal Resource Center

*The Galveston County Health District (GCHD) is the local public health agency for Galveston County, Texas.*

*GCHD provides services and programs that protect the everyday health and well-being of Galveston County.*

P.O. Box 939 La Marque, Texas 77568 • (409) 938-7221



# GALVESTON COUNTY HEALTH DISTRICT

## Morbidity Report

	2017	2018	2019	2020	2021	Jan-Aug 2022
Amebiasis	2	0	0	0	0	0
AIDS*	10	3	0	1	*10	*1
Botulism	1	0	0	0	0	0
Campylobacteriosis	41	48	27	14	32	14
Candida Auris	-	-	-	0	9	23
Chagas	0	0	0	0	2	0
<i>Chlamydia trachomatis</i>	1648	1584	1422	881	1,160	848
<i>Chikungunya</i>	1	0	0	0	0	0
COVID 19	-	-	-	20,180	40,521	35,548
Creutzfeldt-Jakob Disease	1	0	0	1	0	1
Cryptosporidiosis	2	9	9	0	6	2
Cyclosporiasis	3	3	5	6	9	3
Cysticercosis	0	0	0	1	0	0
Dengue	1	0	0	0	0	0
Elevated Blood Lead	32	19	22	15	23	15
<i>E.coli</i> , enterohemorrhagic	12	13	8	4	3	12
Gonorrhea	448	509	449	351	438	306
Haemophilus Influenzae	5	8	3	3	2	5
Hepatitis, type A	3	1	3	1	1	2
Hepatitis, type B (acute)	4	1	1	5	0	1
Hepatitis, type C (acute)	3	4	6	0	3	7
Hepatitis, type E (acute)	0	1	0	0	1	0
HIV infection*	45	28	23	17	*19	*3
Influenza associated Pedi death	0	0	1	0	0	0
Influenza isolate	3970	4125	5312	4281	155	474
Legionellosis	4	6	9	6	5	3
Leishmaniasis	0	0	0	0	0	0
Listeriosis	1	0	1	1	2	1
Lyme Disease	0	0	1	1	1	0
Malaria	0	0	0	0	0	0
Measles	0	0	1	0	0	0
Meningococcal infection	2	0	0	0	0	0
Monkeypox	-	-	-	-	-	4
Multi-Drug Resistance Organism	67	61	47	48	23	11
Mumps	1	0	1	0	0	0
Opioid associated death*	29	33	23	43	*48	*25
Pertussis	5	15	11	0	2	0
Q Fever	1	0	0	0	0	0
Salmonellosis	56	57	82	39	49	48
Shigellosis	10	25	75	35	22	16
Spotted Fever Rickettsioses	2	2	0	0	1	1
Strep. Infection, invasive pneumo.	16	31	31	13	20	7
Suicide*	58	53	39	21	*31	*21
Syphilis	45	61	35	24	41	34
Tuberculosis	7	14	12	4	9	10
Tularemia	0	0	0	0	1	0
Typhoid Fever	0	0	0	1	0	0
Typhus Fever	17	40	22	45	51	34
Varicella (Chickenpox)	22	18	17	7	0	5
<i>Vibrio</i> infection	6	4	5	1	6	3
West Nile Virus Infection	0	1	0	0	5	0
Yersiniosis	1	0	0	2	2	1
Zika	0	0	0	0	0	0
Foodborne illness complaints	49	57	49	32	35	29
Rabies in animals	5	1	2	1	5	1

**\*Please note: Numbers are preliminary reports; therefore, these numbers are subject to change.**

Public Health Services · Coastal Health & Wellness · Emergency Medical Services · Animal Resource Center

*The Galveston County Health District (GCHD) is the local public health agency for Galveston County, Texas.*

*GCHD provides services and programs that protect the everyday health and well-being of Galveston County.*

P.O. Box 939 La Marque, Texas 77568 • (409) 938-7221



# **GALVESTON COUNTY HEALTH DISTRICT**

**UNITED BOARD OF HEALTH**

9850-A.106 Boardroom Emmett F. Lowry Expressway, Texas City

**United Board of Health**

**September 2022**

**Item #6**

**Consider for Approval the Animal Services Advisory Committee's Nomination to  
ARC Pet Allies**

**JENN THICKITT - CHAIRPERSON**

**MONIQUE RYANS**

**TENESHA TUTON**

**STEPHEN HOLMES**

**AMANDA WOLFF - EX-OFFICIO (CEO DESIGNEE)**



# **GALVESTON COUNTY HEALTH DISTRICT**

**UNITED BOARD OF HEALTH** 9850-A.106 Boardroom Emmett F. Lowry Expressway, Texas City

---

**United Board of Health**

**September 2022**

**Item #7**

**Consider for Approval Revisions made to the Computer and Digital  
Communications Policy**

# Computer and Digital Communications Policy

---

## **Audience**

This policy applies to all Galveston County Health District (GCHD), Galveston Area Ambulance Authority, and Coastal Health & Wellness (collectively “the District”) employees, volunteers, students and contractors (business associates).

## **Communication Equipment and Services**

This policy applies to all electronic mail (“e-mail”), voice mail, facsimiles, telephone systems, cellular phones, tablet PCs, computers, removable storage devices, networks, Internet, computer files, photocopiers, printers, and other forms of written or oral communications devices including personal devices.

## **Policy**

Health District communication equipment and services are provided for business purposes only and may not be used for activities that violate federal or state laws and/or Health District policy. Information stored on Health District communication equipment is the property of the Health District, and employees should not have any expectation of privacy regarding this property.

The use of GCHD resources for personal use is prohibited in order to safeguard GCHD’s internal systems and databases. Personal use includes access to web-based email programs, social media sites, online shopping or any other site accessed for personal use.

## **Acknowledgement to Monitor**

The use of District furnished equipment and information systems constitutes an employee, contractor or volunteer’s consent to monitoring and auditing of the use of these systems. Monitoring includes the tracking of transactions within District networks, as well as external transactions made from a District-owned device. It also includes auditing of stored data on local, network storage and transportable devices deemed property of the District. Users must understand that there is no expectation of privacy when using or storing data on District information systems.

## **Network and Computer Resources**

Network and computer resources refer to Internet connectivity, wide area network components, local area network components, servers, shared folders, e-mail, personal computers, laptops, portable devices and software.

Employees shall not introduce unlicensed or unauthorized software (e.g. games, apps, etc.) or personal hardware (USB drives, smart phones, external drives, CDs, etc.) into the District’s computer system for any reason. Existing unlicensed or unauthorized software currently residing on a District system should be removed immediately.

## **Employee Accounts & Passwords**

Employees are responsible for activity conducted under their username and password.

Therefore, it is each employee's responsibility to:

- a. Keep his/her passwords and workstation secure;
- b. Lock or logoff from the PC if the PC will be unattended or is in an area with high volumes of traffic; and
- c. Change their @GCHD.org password at least once every ninety (90) days.
- d. Passwords must meet the following requirements:
  - Be at least 8 characters long.
  - Contain at least 1 of each of the following: uppercase letter, lowercase letter, number, and special character (Ex. !,@,#,\$...)

Formatted: Not Expanded by / Condensed by

Deleted: ¶

Formatted: Font: 13 pt

*\*Employee Tip: You can lock or log out of your computer by pressing the CTRL-ALT-DEL keys, and then clicking on either the "Log Off" or "Lock Computer" buttons.*

## **Encryption**

Encryption is the process of converting (encoding) information from a readable form (plain text) that into an unreadable form (cipher text) that can only be accessed in a readable format by the information owner and its intended recipients.

All confidential and personal information transmitted to an email address outside of the @GCHD.org domain must be encrypted. The only exception pertains to emails sent to an @UTMB.edu address, which have already been made secure through an established transport layer security ("TLS") tunnel. Confidential information is defined as information that is given in confidence and/or is not publicly known. Confidential and personal information can include but is not limited to financial data (e.g. credit card or bank account numbers), personal health information (actual medical information or personal data about patients) and private individual data (e.g. social security numbers).

Where unclear, the CEO or designee will determine if information is considered confidential. In all circumstances, all employees are expected to consult with their supervisor, the Privacy Officer and/or the Security Officer to determine if information should be encrypted. District employees who breach the transmittal of confidential information will be subject to disciplinary action, up to and including termination.

## **E-mail Guidelines**

E-mail is considered an official means of routing communications to and from internal and external parties. The District maintains the right to read any correspondence sent to or from an employee's @GCHD.org email account in the event of need. Employees should not have any expectation of privacy.

Employees accessing e-mail from home or outside network connections are responsible for the security of their systems and must use reasonable caution to prohibit their systems from being compromised. Employees should bear in mind that any email sent from their @gchd.org account may be read by someone other than the person to whom they are sent and are potentially subject to disclosure to outside parties through applicable provisions of the Texas Public Information Act or by a

legal subpoena. Accordingly, employees must take care to ensure that their messages are courteous and professional.

Each employee is responsible for the content of all text, audio or images that he or she places on or transmits over the District's e-mail, internet or extranet systems. Employees must not hide their identities or represent that any e-mail or other electronic communications were sent from someone else or another organization. Employees should be sure that their name appears in all messages communicated through District e-mail or internet systems. Any messages or information sent by an employee to another individual outside the District via a District e-mail address or from a District IP address may be construed as statements that reflect upon the District.

Deleted: Section Break (Next Page)

*Any inquiries made by an employee (managers and directors included) with regard to a current employee's email must be reviewed and approved by the CEO. These inquiries include but are not limited to:*

- Access to a current employee's mailbox including archive
- Review of email activity (sending and receiving email)

### **Software**

All software installed on a District owned device including, but not limited to computers, laptops, servers and smartphones may only be used in ways consistent with the licenses and copyrights of the vendor, author or owner of the material. Prior to installing any additional software, approval must be obtained, in writing, from the employee's immediate supervisor and the IT Manager. Downloading entertainment software, games, or any other software unrelated to work onto a District owned device is prohibited.

### **Internet Usage**

It is the practice of the Galveston County Health District to provide or contract for communication services and equipment necessary to promote the efficient conduct of its business. Internet access provided by GCHD is to be used in a responsible manner.

The employee's supervisor may revoke the employee's access to the internet in the event the employee is using the internet in excess, for non-business reasons, or is accessing questionable sites. A "questionable" website would be one that hosts offensive or illegal material.

All internet communications initiated from a District owned device can likely be traced back to the District. Therefore, employees, contract workers and volunteers with District internet access are required to follow professional ethics in their use of internet communications. Employees, contractor workers and volunteers are prohibited from engaging in posting non-factual information and/or opinions that harm the goodwill and reputation of the District and/or District personnel.

### **Physical Security**

Users will not remove District equipment or software from District facilities without expressed permission of the IT Manager or asset custodian. Portable equipment such as laptop computers and cell phones are implicitly exempted from this provision. Users are responsible for providing adequate physical security protection of portable equipment when outside District facilities.

### **Remote Access**

To improve employee productivity while away from District facilities, a secure remote access capability will be made available to employees by the District.

Non-exempt employees are expected to seek supervisor approval prior to performing work duties outside their regular work hours (unless an emergency makes prior approval impractical; *Reference Hours Worked and Compensatory/Overtime policy*)

### **Reporting Requirements**

Users will promptly report to the IT Manager and/or their supervisor should they suspect or observe any suspicious activity, malicious code, or perceived compromise effecting District computer systems or networks. Any loss, theft, or damage to computer systems must be promptly documented and reported to the IT Manager and asset custodian.

### **Retention**

Employees are required to follow all *Record Retention* guidelines, including, but not limited to, storing email, ePHI and electronic data that meets *Record Retention* guidelines. It is the District's policy to follow all state and federal laws and rules for electronic record retention (*Reference Records Management Plan*).

### **IT Manager Responsibilities**

It is the responsibility of the IT Manager or designee to:

- a. Work with the Records Management Custodian and Chief Compliance Officer to ensure systems meet state Record Retention rules;
- b. Verify employee access to District programs, telephone systems, data security groups, e-mail, etc., upon receipt of an approved *Staff Inventory Checklist* issued by HR;
- c. Terminate employees' network login ID, access rights, and e-mail accounts upon notification from Human Resources;
- d. Establish, maintain, and update security groups only upon receipt of an approved *Staff Inventory Checklist*;
- e. Address any employee reports pertinent to IT matters (e.g. suspicious activity, loss, theft, etc.)
- f. Keep up-to-date with rules, regulations and laws applicable to information technology in healthcare; and
- g. Maintain confidentiality in all District-related IT processes.

### **Employee Responsibilities**

It is the employee's responsibility to:

- a. Understand and follow this policy;
- b. Act according to both law and policy when communicating confidential data or e-mail to which the employee has access;
- c. Contact the IT Help Desk via phone at **x2210** or e-mail ([helpdesk@gchd.org](mailto:helpdesk@gchd.org)) for technical support related to computers or software;
- d. Consult with his/her supervisor for guidance regarding information addressed in this policy;
- e. Inform their supervisor and/or the IT department if the employee suspects another person is accessing his/her account;
- f. Complete assigned ePHI, HIPAA, and other pertinent assigned security trainings; and
- g. Follow all District HIPAA and ePHI policies.

### **Supervisor Responsibilities**

It is the responsibility of supervisors to:

Galveston County Health District  
Computer and Digital Communications Policy

- a. Understand and follow this policy;
- b. Complete the appropriate “Staff Inventory Checklist” for employees who need access to approved resources necessary to perform requisite duties;
- c. Ensure this policy is carried out in a uniform manner;
- d. Ensure employees are following record retention guidelines and notify the Records Management Custodian if there is suspected non-compliance.

**Employees must not:**

- a. Search, read, copy, alter, or delete computer files to which he/she has not been granted access, permission, or authorization;
- b. Perform malicious destruction or deletion of organizational data;
- c. Intentionally or recklessly compromise the privacy or security of electronic information;
- d. Impermissibly release proprietary or confidential information;
- e. Interfere with or disrupt the computer or network accounts, services, or equipment of others;
- f. Send or store material that may be considered obscene, hateful, harmful, malicious, hostile, threatening, abusive, vulgar, defamatory, profane, or racially, sexually, or ethnically objectionable;
- g. Forward spam or chainmail;
- h. Use utilities to collect information from the network such as password cracking programs, keystroke loggers, and network sniffing utilities (unless such activities are part of the employee’s job description);
- i. Perform unauthorized scanning of networks or ports for security vulnerabilities, intercept or alter network packets;
- j. Forward District e-mail that contains PHI, confidential, or proprietary information to personal non-business e-mail accounts;
- k. Send e-mail that contains PHI or otherwise confidential information to an external e-mail address without encryption;
- l. Use company e-mail to subscribe to services that generate large volumes of “junk mail,” such as giveaways, sweepstakes, and chainmail, or to services that aren’t related to the employee’s scope of work;
- m. Forward e-mail messages with warnings of viruses (these messages should be immediately sent to the IT Help Desk);
- n. Use District computer resources for personal financial gain (such as a personal for-profit business);
- o. Attempt to perform unauthorized upgrades or repairs to District equipment;
- p. View streaming video and/or stream audio unless it is for business purposes and has been approved by the supervisor (on a case-by-case basis);
- q. Download toolbars, screen savers, peer-to-peer file swapping software, or use District computer resources to design, create, or spread malicious computer programs (such as viruses);
- r. Insert unauthorized USB drives into District’s computers or equipment; or
- s. Duplicate or remove copyrighted software from District equipment without the expressed written permission of the System Administrator or IT Manager. The individual will be personally liable for any software copyright violations committed on District systems under their control.

**Violation**

Violation of this policy may result in corrective disciplinary action, up to and including suspension or dismissal.



# **GALVESTON COUNTY HEALTH DISTRICT**

**UNITED BOARD OF HEALTH** 9850-A.106 Boardroom Emmett F. Lowry Expressway, Texas City

---

**United Board of Health**

**September 2022**

**Item #8**

**Executive Report, COVID-19 and Money Pox Update**

**Submitted by the Chief Executive Officer**

## PUBLIC HEALTH PROGRAMS

### ANIMAL SERVICES

	July 2021	July 2022	2022 YTD
Dog and cat intake	222	254	1,554
Adoptions	86	59	322
Returns to owner	35	43	278
Transfers to rescue	21	59	365
Owner surrenders	8	6	50
Quarantined animals	12	15	96
Field calls	175	148	707
ARC clinic revenue	\$3,971.67	\$3,026.63	\$19,316.91
Euthanasia	70	55	392
Private cremations	0	3	29

### BIRTH AND DEATH RECORDS (VITALS)

	July 2021	July 2022	2022 YTD
Registered records	Birth: 424	Birth: 449	Birth: 2,721
	Death: 262	Death: 214	Death: 1,807
Issued records	Birth: 1,441	Birth: 1,316	Birth: 7,652
	Death: 376	Death: 360	Death: 1,796
Revised records			
Amendments birth/ death	41	40	227
Paternities/ adoptions	22	21	145
Voter death notifications	239	211	2,117
Birth/ death match	170	301	1,189
Transit permits/ removal or cremation	41	39	442
Environmental & consumer health			
Renewal health permits	0	0	90
Customers serviced	2,758	2,355	14,220

### COMMUNITY HEALTH SERVICES

Public Health Nursing	July 2021	July 2022	2022 YTD
COVID-19 vaccine clinics	14	3	67
COVID-19 vaccines administered	538	157	1,556
Homebound visits	72	41	388
COVID-19 testing clinics	0	1	29
COVID-19 tests administered at testing clinics	0	34	898

Test to treat tests administered	0	164	164
Test to treat medications given	0	78	78
Employee tests given	0	22	111
EBLL visits	1	1	5
Monkeypox tests administered	0	3	3
Monkeypox vaccine administered	0	2	2
Diabetes classes	0	2	4
Health fairs and outreaches	1	7	43
Blood pressures taken	22	53	327
Blood sugars taken	22	49	288
Immunizations Department coverage (days)	0	20	111

<b>Healthy Concepts STI Clinic</b>	<b>July 2021</b>	<b>July 2022</b>	<b>2022 YTD</b>
Total patients seen in clinic	32	54	304
Total treated for Chlamydia	8	19	118
Total treated for Gonorrhea	5	16	68
Total treated for Syphilis	19	18	107

<b>Immunizations</b>	<b>July 2021</b>	<b>July 2022</b>	<b>2022 YTD</b>
Total perinatal Hep B cases managed	1	10	12
Total participating providers in TVFC	32	30	30
Total vaccines administered	454	746	2,848
Total patients immunized	251	563	1,763
Total TB skin tests administered	24	31	290
Total COVID-19 vaccines administered	0	362	2,352
Total new adults added to ImmTrac2	-	100	861
Total new adult vaccines added to ImmTrac2	-	993	4,610

Total community outreaches attended	-	3	8
-------------------------------------	---	---	---

TB Program	July 2021	July 2022	2022 YTD
TB patients receiving treatment	7	9	16
TB suspect cases	0	0	1
Directly Observed Therapy (DOT)/ Directly Observed Preventive Therapy (DOPT) delivered to patient	211	351	2,549
TB clinic visits	10	13	95
Field visits to deliver TB medications	11	34	258
TB outreach events	0	0	14

## HEAL

- Healthy Eating, Active Living (HEAL) activities have resumed amid the COVID-19 pandemic. Ongoing updates are being made to the HEAL website with information and encouragement. On March 1, the health district was awarded the Collaborative Innovations in Community Health sub-grant from It's Time Texas and Blue Cross Blue Shield of Texas. This funding will allow for further HEAL community outreach and return of the HEAL Fun Run.

## Community Engagement

- The community engagement team created a Community Needs Assessment Survey that was implemented beginning July 5 to gather data about health equity. Community Engagement Manager Brittany Rivers conducted three meetings with key stakeholders to discuss possible partnerships between their organizations and the health district. Community engagement team members hosted Chambers County Health Department and showed them "a day in the life of GCHD workers and business operations." They also conducted and/or participated in 15 outreaches for the month of July including vaccine clinics, health screenings and health education classes. More than 200 goodie bags were created and distributed throughout the community during July. The team also organized the Back to School Block Party event, which included 25 local vendors and distributed over 850 bags of school supplies.

## WOMEN, INFANTS AND CHILDREN (WIC)

	July 2021	July 2022	2022 YTD
Total participants served	4,013	4,202	41,578

- The national infant formula shortage is challenging time for WIC families and Texas WIC is working closely with WIC-approved grocery stores and community programs to help meet the needs of clients. Texas WIC was authorized to use TANF Pandemic Emergency Assistance Funds to provide more options for buying formula during this time. WIC clients are now eligible to receive these funds as a VISA card if they have an infant or child receiving formula from WIC.

Cards have been provided to Galveston County Health District WIC and other WIC agencies that serve counties with smaller populations that often have less access to formula because there are fewer WIC grocery stores in their regions. Additionally, cards will be provided to WIC families who have an infant or child receiving a medical or specialty formula. Eligible families will receive one \$50 card for each infant or child receiving formula. The cards may only be used to purchase infant or specialty formula or food. Any brand, size or type of formula can be purchased. The card can be used anywhere that accepts VISA cards. WIC staff cannot replace this card if it is lost, stolen or damaged.

**GAAA**

**GAAA COVID Confirmed / Highly Suspected**

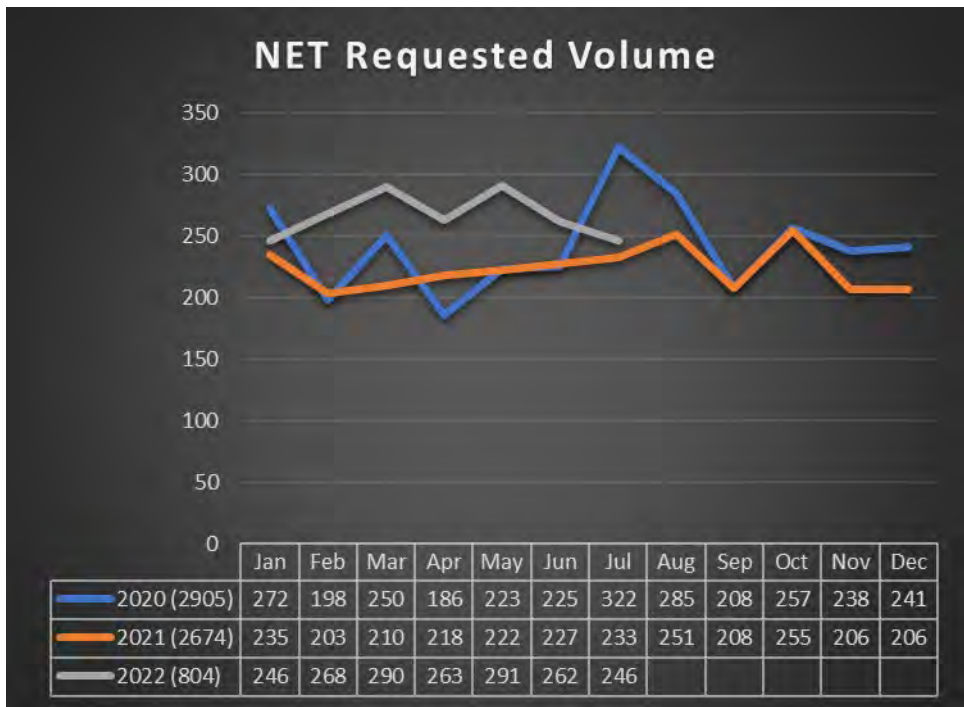


<b>GAAA CALL VOLUME BY CITY</b>													
	2020												
Call Volume by City	Jan	Feb	Mar	Apr	May	Jun	Jul	Aug	Sep	Oct	Nov	Dec	TOTAL
Galveston	1159	1136	1088	897	1135	1265	1388	1245	1089	1176	986	1000	13564
Hitchcock	95	99	88	87	100	112	101	85	96	114	95	94	1166
Bacliff/San Leon	140	147	150	144	178	168	185	206	176	191	185	188	2058
Kemah/CLS	38	53	56	60	41	57	60	68	69	78	71	52	703
													TOTAL 17491
	2021												
Call Volume by City	Jan	Feb	Mar	Apr	May	Jun	Jul	Aug	Sep	Oct	Nov	Dec	TOTAL
Galveston	1013	1081	1082	1212	1275	1390	1198	1366	1262	1155	1015	813	13862
Hitchcock	108	105	118	114	138	131	147	143	147	122	107	114	1494
Bacliff/San Leon	196	195	185	188	231	157	201	221	196	197	150	179	2296
Kemah/CLS	63	57	93	62	78	86	86	55	75	70	46	59	830
													Total 18482
	2021												
Call Volume by City	Jan	Feb	Mar	Apr	May	Jun	Jul	Aug	Sep	Oct	Nov	Dec	TOTAL
Galveston	1031	1024	1214	903	1356	1334	1128						7990
Hitchcock	104	85	100	118	110	121	119						757
Bacliff/San Leon	194	159	192	185	153	195	212						1290
Kemah/CLS	72	45	68	67	80	68	95						495
													Total 10532

<b>GAAA MUTUAL AID</b>													
	2020												
	Jan	Feb	Mar	Apr	May	Jun	Jul	Aug	Sep	Oct	Nov	Dec	TOTAL
Dickinson	1	7	4	5	6	4	7	3	2	4	6	11	60
Santa Fe	2	2	2	1	2	1	4	1	1	1	3	4	24
Texas City	0	3	0	0	1	1	3	0	0	0	0	1	9
LaMarque	8	5	6	6	8	8	5	6	6	8	9	4	79
													TOTAL 120
	2021												
	Jan	Feb	Mar	Apr	May	Jun	Jul	Aug	Sep	Oct	Nov	Dec	TOTAL
Dickinson	9	13	13	13	14	3	24	23	23	24	14	15	188
Santa Fe	6	4	1	4	3	4	10	11	13	9	2	2	69
Texas City	2	5	1	0	2	1	3	6	6	1	3	2	32
LaMarque	3	12	4	0	4	7	2	3	7	2	1	2	47
													TOTAL 336
	2022												
	Jan	Feb	Mar	Apr	May	Jun	Jul	Aug	Sep	Oct	Nov	Dec	TOTAL
Dickinson	19	10	10	12	23	22	18						114
Santa Fe	5	3	3	3	2	2	6						24
Texas City	7	11	4	2	13	12	7						56
LaMarque	14	9	4	3	5	2	2						39
													TOTAL 233

GAAA Pediatric RESP Tracking tool*													
	2020												TOTAL
	Jan	Feb	Mar	Apr	May	Jun	Jul	Aug	Sep	Oct	Nov	Dec	
A: 0-27d	0	0	1	0	4	2	2	0	1	1	1	1	13
B: 28d- 1 yr	1	1	2	3	1	1	0	0	0	2	0	1	12
C: 1yr-2yr	0	1	1	0	0	0	0	0	0	0	0	1	3
D: 3yr-6yr	2	3	0	0	0	1	2	1	1	0	2	1	13
E: 7yrs-12yrs	3	1	2	2	1	1	2	5	0	3	1	1	22
F: 13yrs-19yrs	2	4	1	0	1	1	5	0	0	1	2	1	18
													<b>TOTAL 51</b>
	2021												TOTAL
	Jan	Feb	Mar	Apr	May	Jun	Jul	Aug	Sep	Oct	Nov	Dec	
A: 0-27d	1	2	2	0	0	1	1	2	2	2	2	1	16
B: 28d- 1 yr	1	1	1	4	4	7	4	1	1	1	2	2	29
C: 1yr-2yr	0	0	1	0	0	3	4	2	0	0	1	0	11
D: 3yr-6yr	0	0	0	3	1	6	5	0	3	0	1	1	20
E: 7yrs-12yrs	2	1	0	3	1	0	2	1	4	3	2	2	21
F: 13yrs-19yrs	2	0	2	2	3	2	3	3	1	3	0	2	23
													<b>TOTAL 120</b>
	2021												TOTAL
	Jan	Feb	Mar	Apr	May	Jun	Jul	Aug	Sep	Oct	Nov	Dec	
A: 0-27d	1	1	1	0	0	1	0						4
B: 28d- 1 yr	1	1	0	0	3	4	1						10
C: 1yr-2yr	0	1	1	2	0	1	0						5
D: 3yr-6yr	0	0	1	3	3	1	4						12
E: 7yrs-12yrs	3	4	0	3	1	2	0						13
F: 13yrs-19yrs	0	1	0	2	1	4	4						12
													<b>TOTAL 56</b>

\* Includes EMS Provider impressions of : Acute Bronchitis, Acute Respiratory Distress (Dyspnea), Common cold, COVID-19 Confirmed by testing, COVID-19- Exposure to confirmed patient, COVID-19 suspected- no known exposure, influenza, pneumonia, respiratory arrest, respiratory distress, respiratory failure, Respiratory Syncytial (RSV), Severe Acute Respiratory Syndrome (SARS), shortness of breath



2020		2021		2022 to 8/1/22	
Total completed	2609	Total completed	2243	Total completed	1665
Total Rolled	296	Total Rolled	431	Total Rolled	204
Total	2905	Total	2674	Total	1869
% rolled	11.35%	% rolled	19.22%	% rolled	12.25%

- On July 2, GAAA participated in Fourth of July parades in Kemah and Clear Lake Shores.
- On July 6, GAAA met with all city partners and Galveston County Office of Emergency Management to provide service updates.
- On July 9, GAAA provided standby service for a boxing event at the Galveston Island Convention Center.
- On July 15, GAAA met with the Hitchcock Chamber of Commerce about providing standby service at The Good Ole Days in August.
- On July 18, GAAA attended a class on “Taking Care of Your Own,” a peer-to-peer mental health training for upsetting calls.
- On July 20, GAAA attended UTMB’s Performance Improvement Process Questions meeting to discuss outcomes and answers with all 911 services in the surrounding area. The training was on unique calls including traumas, burns and strokes.
- On July 25-28, GAAA provided first aid services for a cheer event at Moody Gardens.

#### ENVIRONMENTAL and CONSUMER HEALTH SERVICES

	July 2021	July 2022	2022 YTD
Food establishment inspections	281	266	2,373
Food service plan review sessions	18	5	102
Food establishment complaints	21	15	86
Temporary food service permits	103	84	914
Septic system inspections	17	23	196
Septic system complaints	7	9	48
Swimming pool inspections	91	3	128
Swimming pool complaints	3	1	61
Public health nuisance complaints	10	2	11
Air complaints	4	0	19

Air compliance investigations	15	19	58
Air samples collected	98	98	671
Surface water samples collected	203	260	1,427
Wastewater treatment plant inspections	0	2	22
Water pollution complaints	4	6	34
Grease trap inspections	45	29	249
Beach water samples collected	297	228	1,297
Open records requests completed – pollution	5	5	37
Open records requests completed – consumer	58	48	414

- On July 12, the Texas Commission on Environmental Quality (TCEQ) conducted an annual Focused Comprehensive Compliance Investigation of the health district's storm water management program. TCEQ requested the Storm Water Management Plan (SWMP) for fiscal years 2014-18, and specifically Plan Year 5 and documents for the Minimum Control Measure (MCM) #2 - Illicit Discharge Detection and Elimination of Plan Year 5. TCEQ found the health district's SWMP and MCM #2 to be in compliance. The health district manages the storm water management program for Galveston County and receives funding from the county to pay for these services. Galveston County is required by federal law to draft a SWMP and implement its goals and objectives.
- On July 18, TCEQ conducted a technical review of the health district's SWMP for fiscal years 2019-23. During the review, TCEQ requested some revisions to the plan's measurable goals, implementation schedule, inclusion of an endangered species section in the plan and to include some missing elements required for MCM #2 (Illicit Discharge Detection and Elimination) and MCM #5 (Pollution Prevention/Good Housekeeping Measures for Municipal Operations). Revisions were submitted to TCEQ, which accepted the revisions and deemed the SWMP in compliance. The next step includes public notice in the local newspaper.
- The water pollution control program drafted the FY 2023 water agreements with a slight increase in the total contract amounts. These contracts were reviewed and approved by the chief financial officer and have been sent to contracted entities. The current water pollution contracts expire on Sept. 30.
- On Aug. 4, the Biowatch program staff participated in an external audit conducted by Signature Science, a contractor for the Department of Homeland Security. The audit scope covered all program activities since the last on-site audit, which occurred in January 2020. The program received three commendable observations relating to the: cooperative and forthright nature of the team during the audit; detailed and organized way program records are maintained; and that the field team carries spare parts during sample collections in order to conduct minor repairs as they arise, without taking units off-line for extended periods of time. One preliminary deficiency was noted, relating to not recording the serial number of the calibrator used during quarterly maintenance activities in STT, a Department of Homeland Security application. This deficiency has

already been remedied by the field lead and no occurrences of the deficiency have occurred since that remedy.

#### EPIDEMIOLOGY/ PUBLIC HEALTH EMERGENCY PREPAREDNESS (PHEP)

	July 2021	July 2022	2022 YTD
COVID-19 variant cases	149	531	2,639
COVID-19 breakthrough cases	358	477	3,019
COVID-19 breakthrough deaths	1	2	36
COVID-19 hospitalized breakthrough cases	14	17	76
COVID-19 reinfection cases	30	1,159	4,542
COVID-19 cases	3,076	5,105	32,856
COVID-19 hospitalizations	213	171	834
COVID-19 deaths	13	2	95
Total diseases excluding HIV/STD	32	32	172
PHEP drills/ exercises	3	3	21
PHEP trainings	6	6	40
MRC trainings	1	3	18
New MRC members recruited	0	5	32

#### HIV/STD SERVICES

	July 2021	July 2022	2022 YTD
HIV infections	1	0	5
AIDS infections	1	0	4
Syphilis infections	4	5	36
Chlamydia infections	123	83	736
Gonorrhea infections	43	36	278
Referrals for HIV/STD services	11	9	92
Brought to treatment	14	8	124
Total tested for HIV	112	95	911
Total tested for Syphilis	112	95	911
Total tested for Chlamydia	47	62	414
Total tested for Gonorrhea	47	62	414
Condoms distributed	2,005	9,800	37,280

Outreach activities	6	5	53
Health fairs	0	0	6

**INFORMATION TECHNOLOGY (IT)**

- IT office in Galveston  
IT has received approval to open an office in the Galveston clinic and to staff it two-three days per week. IT identified and received permission to use the office. Furniture, tools and operating supplies are in the process of being moved or purchased. Staffing began Sept. 13.
- Upgrading Barracuda Message Archiver  
IT cleared space to continue using existing equipment and with all unneeded information cleared is at 85 percent capacity. IT obtained quote for new equipment, pending funding.
- IT Refreshes  
IT is currently in the process of meeting with vendors to get information about leasing computer equipment health district wide. By leasing equipment and returning it at the end of the term, the health district could reduce cost, effort and delays associated with tech refreshes.

**COMMUNICATIONS**

	July 2021	July 2022	2022 YTD
Website users	62,818	22,165	128,490
Pageviews	185,245	74,025	549,789
Average time spent	1:16 minutes	1:44 minutes	1:40 minutes
Top pages visited	Beach Water Advisories: 36,622	Home: 11,443	COVID-19 Dashboard: 106,290
	Home: 24,886	COVID-19 Dashboard: 11,331	Home: 96,672
	COVID-19 Dashboard: 21,368	ARC: 3,756	ARC: 27,074
	Vibrio Vulnificus: 13,120	Beach Water Advisories: 3,552	Career Opportunities: 20,573
	ARC: 5,075	Career Opportunities: 2,636	News: 14,213

- The health district continues to publish its COVID-19 dashboard at noon Monday-Friday.
- COVID-19 related communication focuses on vaccine availability and education and when to test, as well as the county’s ranking on the COVID-19 Community Level tracker. Messages are shared on the health district’s website, through social media and with community stakeholders.
- Non-COVID-19 case update related social media posts include – July
  - COVID-19 test to treat program
  - GCHD reports first probable monkeypox case in county
  - Things you should know about monkeypox
  - Back to School Block Party donations
  - Back to School Block Party
  - Back to School Block Party event photos
  - GCHD/CHW community outreach events
  - GCHD COVID-19 vaccine outreach events

- July 4 grilling safety tips
- July 4 water safety tips
- Back to school vaccinations
- WIC and Galveston’s Own Farmers Market partnership
- Water safety tips
- Heat safety education
- Heat exhaustion, heat stroke education
- Type 2 diabetes education classes
- Don’t give mosquitoes a biting chance
- COVID-19 vaccine education
- Healthy Concepts Clinic services
- Healthy Concepts Clinic outreach events
- ARC’s low-cost vaccine clinic
- We’re Hiring
- Holiday – July 4 closure

**HUMAN RESOURCES**

	July 2022	2022 YTD
Employees hired	10	68
Employees terminated	6	63

Fund	Active EE count July 2022	Active EE count July 2021
General fund	140	119
GAAA	89	88
ARC	14	14
CHW	96	84
Total employee count	339	305

Fund	Hired EE count July 2022	Hired EE count July 2021
General fund	3	1
GAAA	1	3
ARC	0	0
CHW	6	4
Total employee count	10	8

Fund	Termed EE count July 2022	Termed EE count July 2021
General fund	2	5
GAAA	1	1
ARC	0	2
CHW	3	3
Total employee count	6	11

Open positions	July 2022

Grant funded (COVID response)	12
General fund	5
GAAA	27
ARC	9
CHW	6
Total open positions	59



# **GALVESTON COUNTY HEALTH DISTRICT**

---

**UNITED BOARD OF HEALTH**      9850-A.106 Boardroom Emmett F. Lowry Expressway, Texas City

**United Board of Health**

**September 2022**

**Item #9**

**Consider for Approval July and August 2022 Financial Report  
Submitted by Chief Financial Officer**

# **GALVESTON COUNTY HEALTH DISTRICT**

United Board of Health



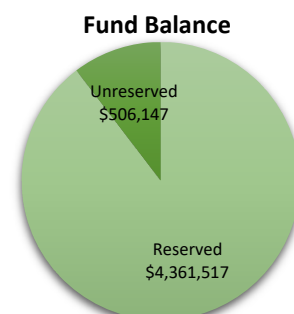
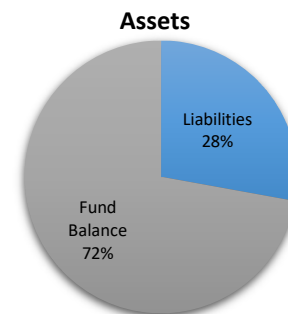
For the Period Ending July 31, 2022

September 28, 2022

GCHD Board Room | 9850-A Emmett F. Lowry Expy. | Texas City, TX 77591

**GF - BALANCE SHEET** as of July 31, 2022

	Current Month Jul-22	Prior Month Jun-22	Increase (Decrease)
<b>ASSETS</b>			
Cash & Cash Equivalents	3,174,450	3,587,717	(413,267)
Accounts Receivable	3,657,140	1,663,910	1,993,230
Pre-Paid Expenses	192,856	222,275	(29,419)
Other	74,447	83,234	(8,787)
Due To / From	(335,900)	(85,764)	(250,135)
<b>Total Assets</b>	<b>\$6,762,993</b>	<b>\$5,471,372</b>	<b>\$1,291,621</b>
<b>LIABILITIES</b>			
Accounts Payable	125,324	182,490	(57,167)
Personnel	281,041	271,055	9,986
Deferred Revenues	1,378,157	92,616	1,285,541
Other	4,149	5,440	(1,291)
Due to Galveston County	91,214	-	91,214
<b>Total Liabilities</b>	<b>\$1,879,886</b>	<b>\$551,601</b>	<b>\$1,328,285</b>
<b>FUND BALANCE</b>			
Prior Year Fund Balance	5,154,125	5,154,125	-
Current Change	(286,461)	(249,797)	(36,663)
<b>Total Fund Balance</b>	<b>\$4,867,664</b>	<b>\$4,904,327</b>	<b>(\$36,663)</b>
<b>TOTAL LIABILITIES &amp; FUND BALANCE</b>	<b>\$6,747,550</b>	<b>\$5,455,929</b>	<b>\$1,291,621</b>



**GF - REVENUE & EXPENSES** as of July 31, 2022

	Actual Jul-22	Budgeted Jul-22	MTD Budget Variance	YTD Actual thru Jul-22	YTD Budget thru Jul-22	YTD Budget Variance
<b>REVENUE</b>						
County Revenue	624,896	597,292	27,604	6,010,886	5,972,948	37,938
Grant Revenue	438,375	545,249	(106,874)	4,432,924	5,641,108	(1,208,184)
Contract Revenue	47,163	46,584	579	465,763	465,829	(66)
Program Revenue	125,922	111,918	14,004	1,300,861	1,144,833	156,028
Interest Revenue	1,246	1,120	126	12,416	11,200	1,216
Other Revenue	58,471	56,620	1,851	574,814	566,184	8,630
<b>Total Revenue</b>	<b>\$1,296,072</b>	<b>\$1,358,783</b>	<b>(\$62,711)</b>	<b>\$12,797,665</b>	<b>\$13,802,102</b>	<b>(\$1,004,437)</b>
<b>EXPENSES</b>						
Personnel	711,213	799,516	88,303	7,177,819	8,185,445	1,007,626
Contractual	421,935	335,067	(86,868)	3,449,541	3,350,652	(98,889)
Supplies	37,983	40,160	2,177	632,313	578,214	(54,099)
Travel	11,932	11,366	(566)	77,281	115,381	38,100
Capital/Equipment	-	903	903	111,134	59,032	(52,102)
Other	149,673	197,717	48,044	1,636,038	1,990,209	354,171
<b>Total Expenses</b>	<b>\$1,332,736</b>	<b>\$1,384,729</b>	<b>\$51,993</b>	<b>\$13,084,126</b>	<b>\$14,278,933</b>	<b>\$1,194,807</b>
<b>CHANGE IN NET ASSETS</b>	<b>(\$36,663)</b>	<b>(\$25,946)</b>	<b>(\$10,717)</b>	<b>(\$286,461)</b>	<b>(\$476,831)</b>	<b>\$190,370</b>

**HIGHLIGHTS**

Total fund balance of \$4,867,664 as of 7/31/22.

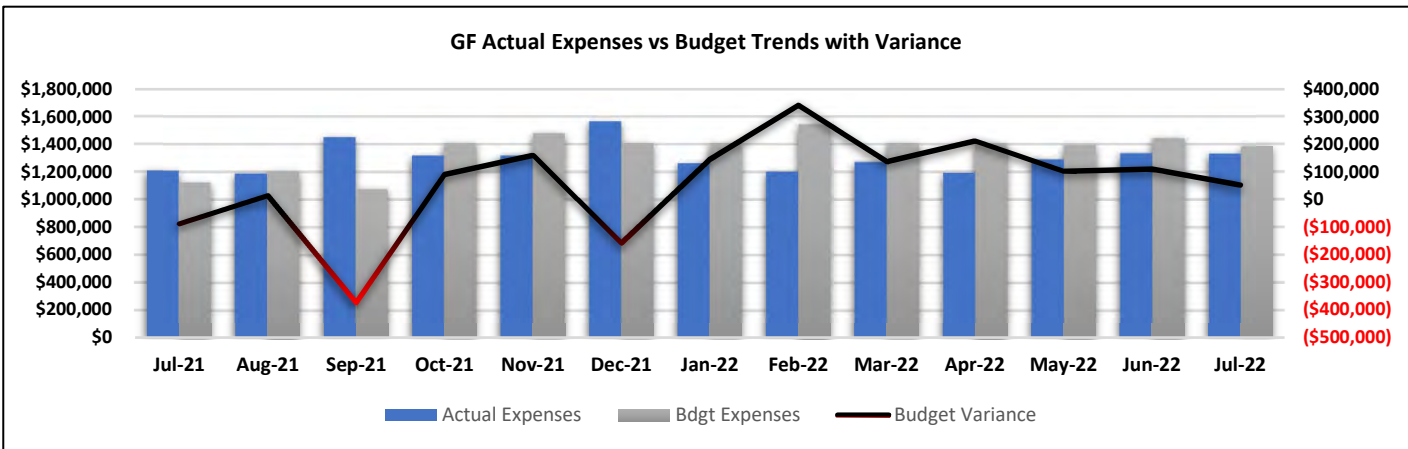
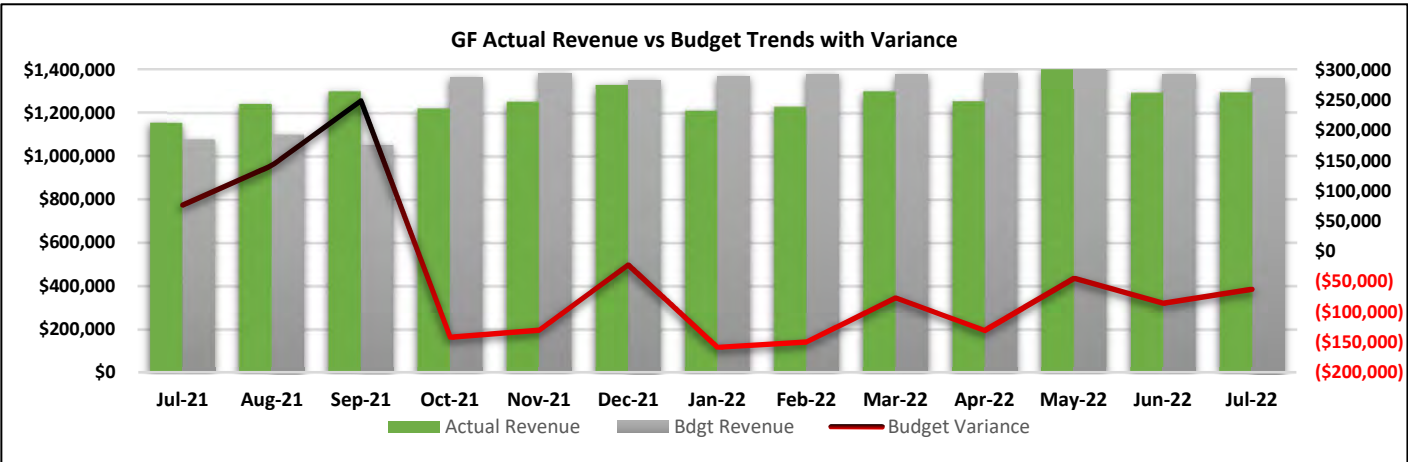
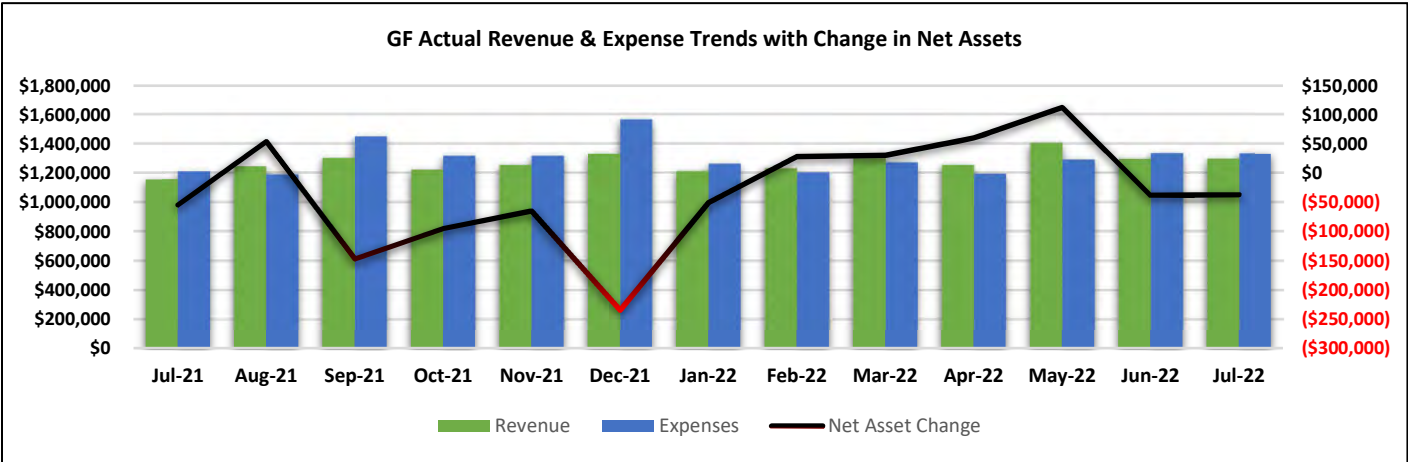
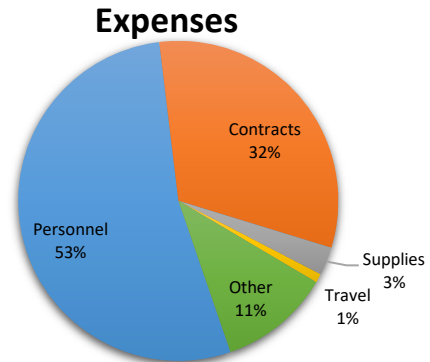
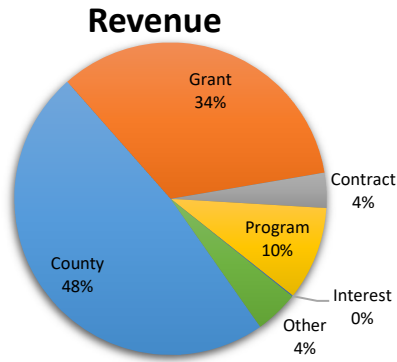
- MTD decrease of \$36,663.
- YTD decrease of \$286,461.

MTD revenues of \$1,296,072 are lower than budgeted by \$62,711 (5%).

YTD revenues of \$12,797,665 are lower than budgeted by \$1,004,437 (7%).

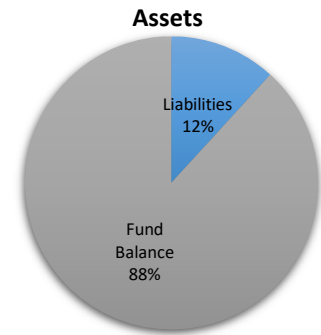
MTD expenses of \$1,332,736 are lower than budgeted by \$51,993 (4%).

YTD expenses of \$13,084,126 are lower than budgeted by \$1,194,807 (8%).



**GAAA - BALANCE SHEET** as of July 31, 2022

	Current Month Jul-22	Prior Month Jun-22	Increase (Decrease)
<b>ASSETS</b>			
Cash & Cash Equivalents	4,755,985	5,022,726	(266,742)
Accounts Receivable	940,138	339,753	600,384
Pre-Paid Expenses	43,801	68,469	(24,668)
Other	3,178	3,069	109
Due To / From	(41,275)	(82,095)	40,820
<b>Total Assets</b>	<b>\$5,701,826</b>	<b>\$5,351,922</b>	<b>\$349,904</b>
<b>LIABILITIES</b>			
Accounts Payable	28,242	70,488	(42,247)
Personnel	207,188	182,556	24,632
Deferred Revenues	435,577	38,521	397,055
<b>Total Liabilities</b>	<b>\$671,006</b>	<b>\$291,566</b>	<b>\$379,440</b>
<b>FUND BALANCE</b>			
Prior Year Fund Balance	5,013,359	5,013,359	-
Current Change	17,461	46,997	(29,537)
<b>Total Fund Balance</b>	<b>\$5,030,820</b>	<b>\$5,060,357</b>	<b>(\$29,537)</b>
<b>TOTAL LIABILITIES &amp; FUND BALANCE</b>	<b>\$5,701,826</b>	<b>\$5,351,922</b>	<b>\$349,904</b>



**GAAA - REVENUE & EXPENSES** as of July 31, 2022

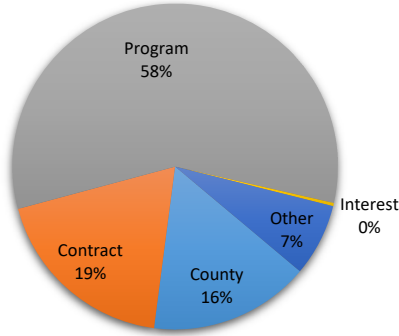
	Actual Jul-22	Budgeted Jul-22	MTD Budget Variance	YTD Actual thru Jul-22	YTD Budget thru Jul-22	YTD Budget Variance
<b>REVENUE</b>						
County Revenue	100,944	100,943	1	1,009,438	1,009,438	(1)
Contract Revenue	118,544	144,083	(25,539)	1,525,107	1,440,855	84,252
Program Revenue	365,247	360,542	4,705	3,476,658	3,605,394	(128,736)
Interest Income	2,089	1,625	464	17,036	16,250	786
Other Revenue	45,435	25,767	19,668	406,761	257,667	149,094
<b>Total Revenue</b>	<b>\$632,259</b>	<b>\$632,960</b>	<b>(\$701)</b>	<b>\$6,435,000</b>	<b>\$6,329,604</b>	<b>\$105,396</b>
<b>EXPENSES</b>						
Personnel	508,008	505,321	(2,687)	4,858,376	5,094,628	236,252
Contractual	24,973	24,104	(869)	234,086	241,068	6,982
Supplies	32,713	28,609	(4,104)	327,310	318,147	(9,163)
Travel	250	967	717	1,490	9,654	8,164
Equipment/Capital	-	-	-	175,749	184,400	8,651
Other	95,851	73,736	(22,115)	820,528	737,372	(83,156)
<b>Total Expenses</b>	<b>\$661,795</b>	<b>\$632,737</b>	<b>(\$29,058)</b>	<b>\$6,417,539</b>	<b>\$6,585,269</b>	<b>\$167,730</b>
<b>CHANGE IN NET ASSETS</b>	<b>(\$29,537)</b>	<b>\$223</b>	<b>(\$29,760)</b>	<b>\$17,461</b>	<b>(\$255,665)</b>	<b>\$273,126</b>



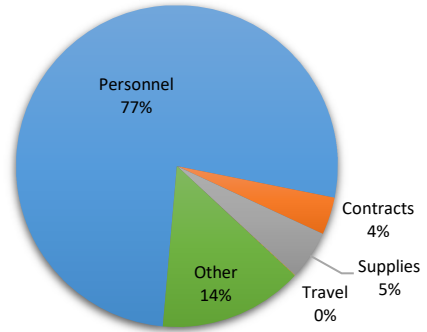
**HIGHLIGHTS**

- |  |   |
|--|---|
| Total fund balance of \$5,030,820 as of 7/31/22.   | Total call volume of 11,893 as of 7/31/22.  |
| <ul style="list-style-type: none"> <li>• MTD decrease of \$29,537.</li> <li>• YTD increase of \$17,461.</li> </ul> | <ul style="list-style-type: none"> <li>• MTD calls of 1,251 are lower than prior month by 76 calls.</li> <li>• YTD call volume is lower than budgeted by 545 calls (4%).</li> </ul> |
| MTD revenues of \$632,259 are lower than budgeted by \$701 (0%).   | YTD revenues of \$6,435,000 are higher than budgeted by \$105,396 (2%).   |
| MTD expenses of \$661,795 are higher than budgeted by \$29,058 (5%).   | YTD expenses of \$6,417,539 are lower than budgeted by \$167,730 (3%).  |

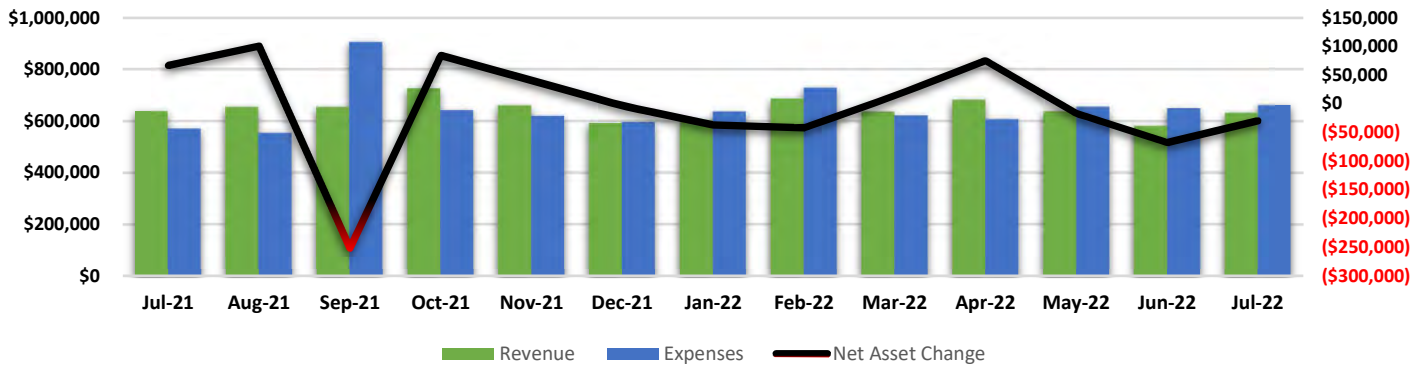
### Revenue



### Expenses

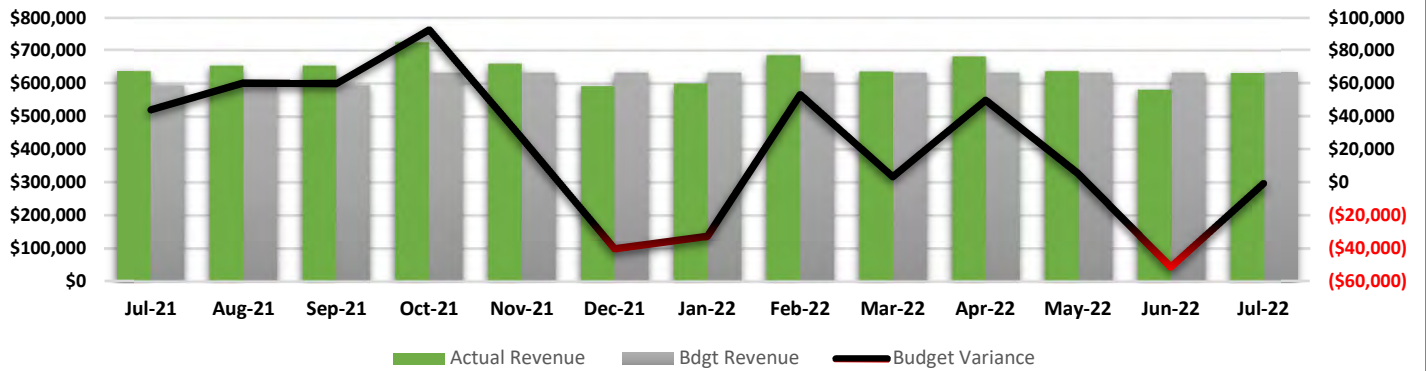


GAAA Actual Revenue & Expense Trends with Change in Net Assets



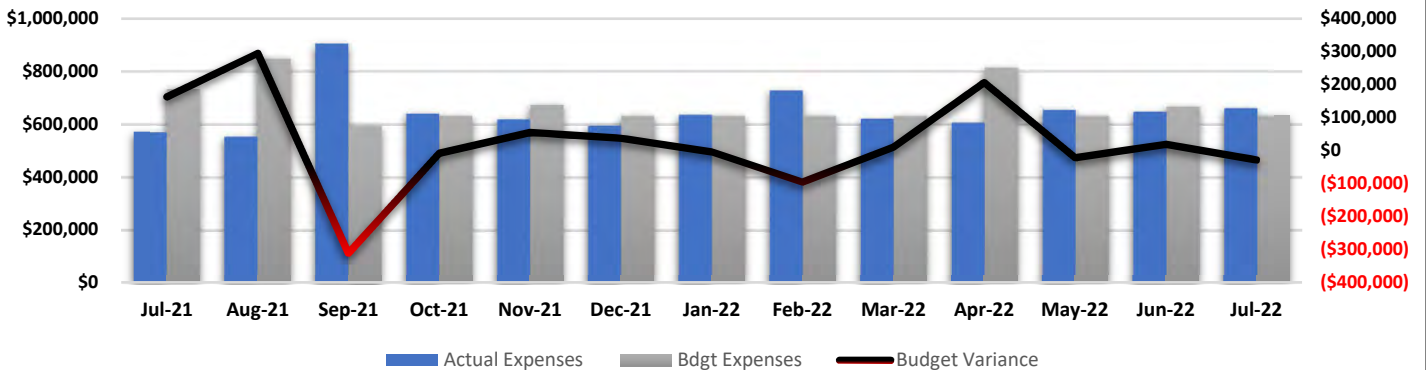
Revenue Expenses Net Asset Change

GAAA Actual Revenue vs Budget Trends with Variance



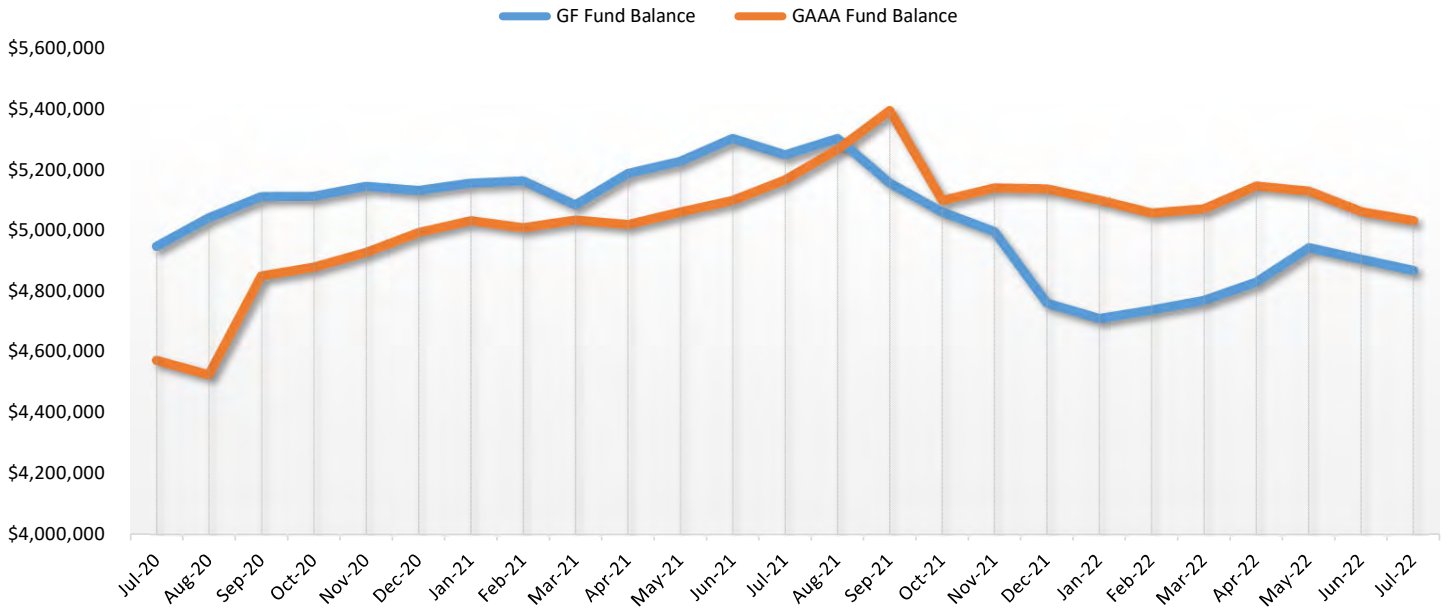
Actual Revenue Bdgt Revenue Budget Variance

GAAA Actual Expenses vs Budget Trends with Variance

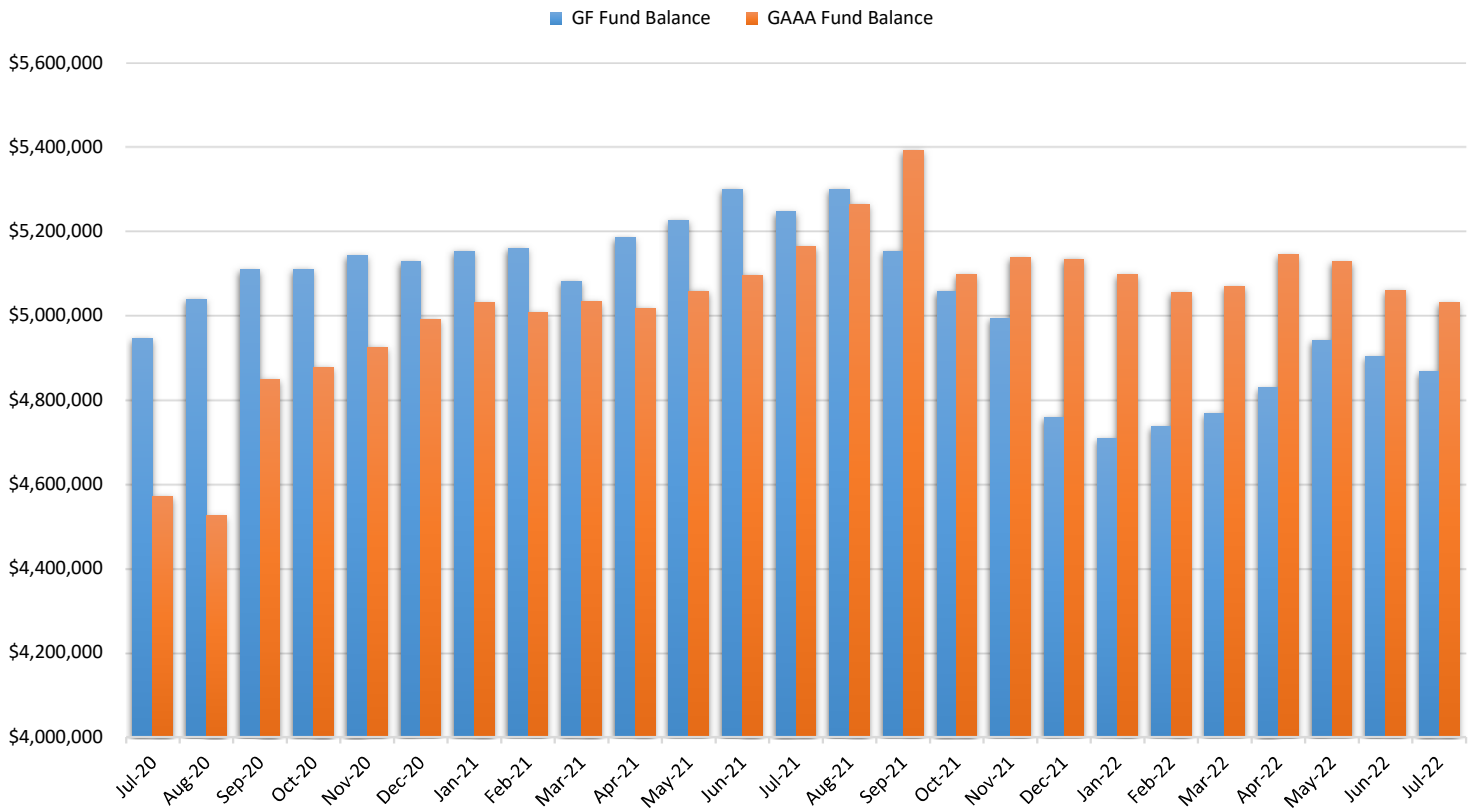


Actual Expenses Bdgt Expenses Budget Variance

### Fund Balance Trends July 2020 to July 2022



### Fund Balance Change by Period July 2020 to July 2022



# **GALVESTON COUNTY HEALTH DISTRICT**

United Board of Health



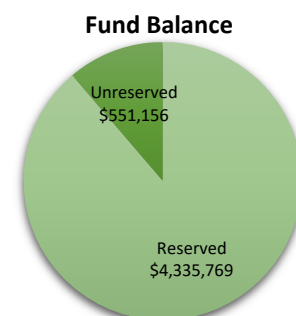
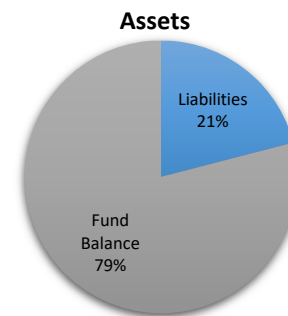
For the Period Ending August 31, 2022

September 28, 2022

GCHD Board Room | 9850-A Emmett F. Lowry Expy. | Texas City, TX 77591

**GF - BALANCE SHEET** as of August 31, 2022

	Current Month Aug-22	Prior Month Jul-22	Increase (Decrease)
<b>ASSETS</b>			
Cash & Cash Equivalents	2,926,902	3,174,656	(247,754)
Accounts Receivable	3,166,482	3,657,140	(490,658)
Pre-Paid Expenses	268,523	192,856	75,668
Other	78,792	74,447	4,345
Due To / From	(241,898)	(335,900)	94,002
<b>Total Assets</b>	<b>\$6,198,802</b>	<b>\$6,763,199</b>	<b>(\$564,396)</b>
<b>LIABILITIES</b>			
Accounts Payable	191,391	125,324	66,067
Personnel	368,133	281,041	87,092
Deferred Revenues	732,123	1,378,157	(646,035)
Other	4,788	4,149	639
Due to Galveston County	-	91,214	(91,214)
<b>Total Liabilities</b>	<b>\$1,296,434</b>	<b>\$1,879,886</b>	<b>(\$583,452)</b>
<b>FUND BALANCE</b>			
Prior Year Fund Balance	5,154,125	5,154,125	-
Current Change	(267,200)	(286,255)	19,055
<b>Total Fund Balance</b>	<b>\$4,886,925</b>	<b>\$4,867,870</b>	<b>\$19,055</b>
<b>TOTAL LIABILITIES &amp; FUND BALANCE</b>	<b>\$6,183,359</b>	<b>\$6,747,756</b>	<b>(\$564,396)</b>



**GF - REVENUE & EXPENSES** as of August 31, 2022

	Actual Aug-22	Budgeted Aug-22	MTD Budget Variance	YTD Actual thru Aug-22	YTD Budget thru Aug-22	YTD Budget Variance
<b>REVENUE</b>						
County Revenue	597,295	597,298	(3)	6,608,181	6,570,246	37,935
Grant Revenue	525,770	538,166	(12,396)	4,958,695	6,179,274	(1,220,579)
Contract Revenue	46,699	46,582	117	512,462	512,411	51
Program Revenue	170,423	150,747	19,676	1,471,285	1,295,580	175,705
Interest Revenue	1,371	1,120	251	13,993	12,320	1,673
Other Revenue	131,235	56,617	74,618	706,048	622,801	83,247
<b>Total Revenue</b>	<b>\$1,472,793</b>	<b>\$1,390,530</b>	<b>\$82,263</b>	<b>\$14,270,664</b>	<b>\$15,192,632</b>	<b>(\$921,968)</b>
<b>EXPENSES</b>						
Personnel	789,362	799,501	10,139	7,967,181	8,984,946	1,017,765
Contractual	398,441	335,063	(63,378)	3,847,981	3,685,715	(162,266)
Supplies	72,919	40,168	(32,751)	705,231	618,382	(86,849)
Travel	14,821	11,369	(3,452)	92,102	126,750	34,648
Capital/Equipment	-	903	903	111,134	59,935	(51,199)
Other	178,196	197,718	19,522	1,814,234	2,187,927	373,693
<b>Total Expenses</b>	<b>\$1,453,738</b>	<b>\$1,384,722</b>	<b>(\$69,016)</b>	<b>\$14,537,864</b>	<b>\$15,663,655</b>	<b>\$1,125,791</b>
<b>CHANGE IN NET ASSETS</b>	<b>\$19,055</b>	<b>\$5,808</b>	<b>\$13,247</b>	<b>(\$267,200)</b>	<b>(\$471,023)</b>	<b>\$203,823</b>

**HIGHLIGHTS**

Total fund balance of \$4,886,925 as of 8/31/22.

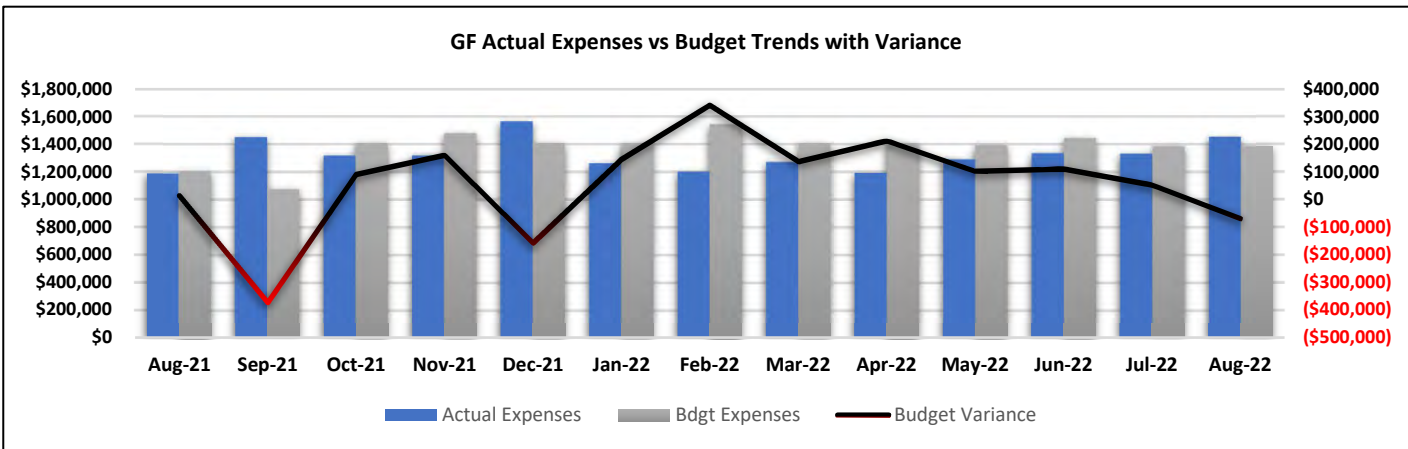
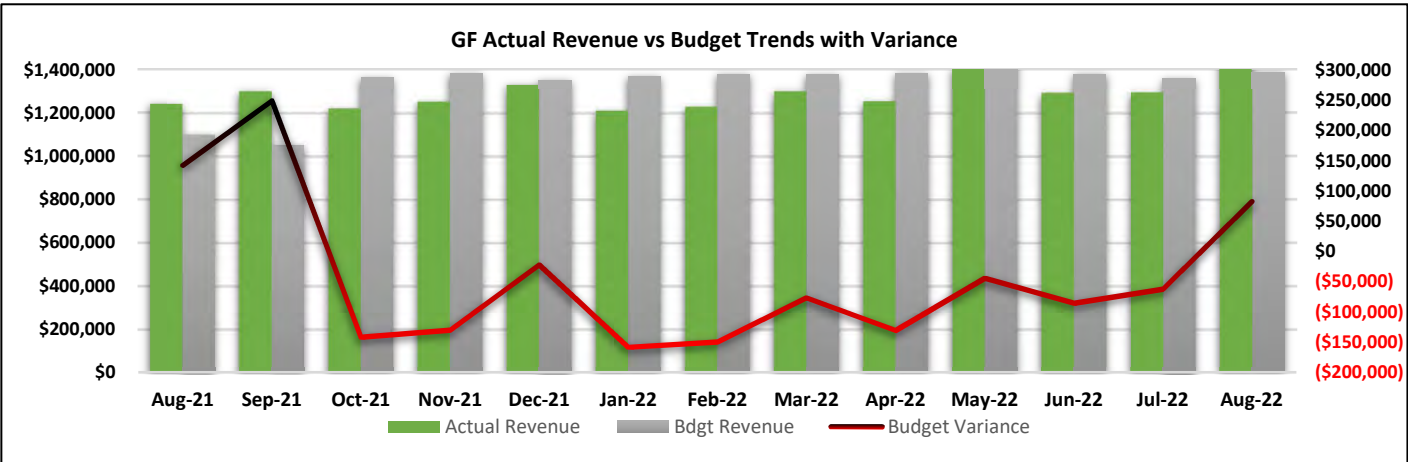
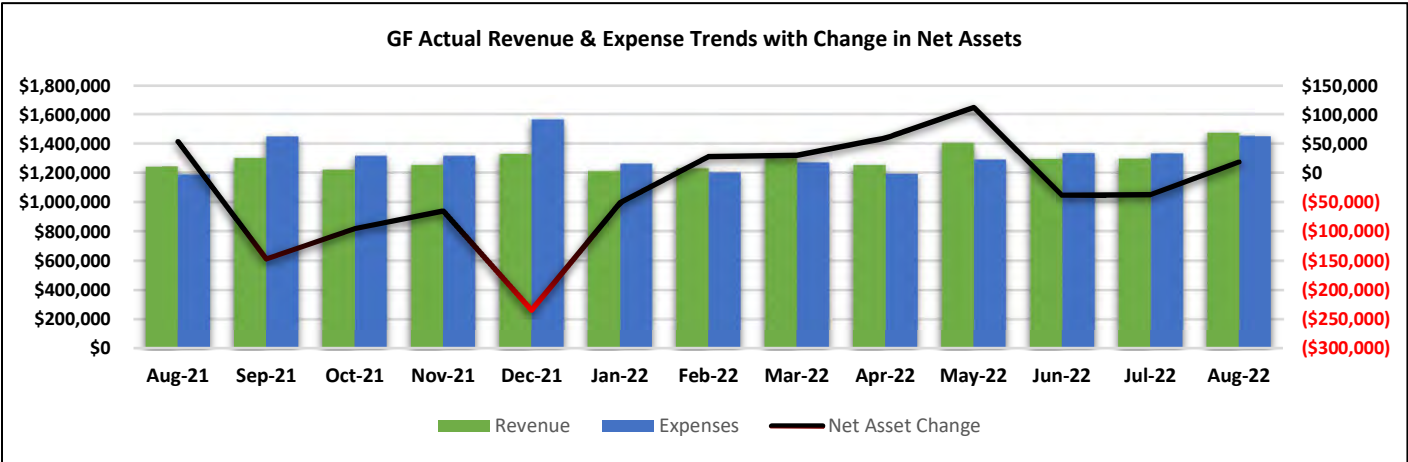
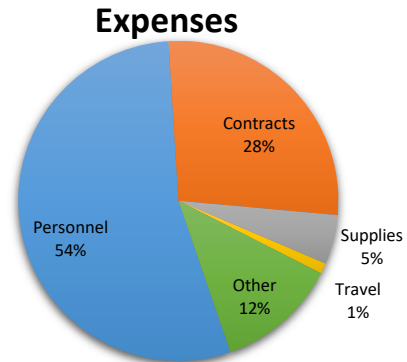
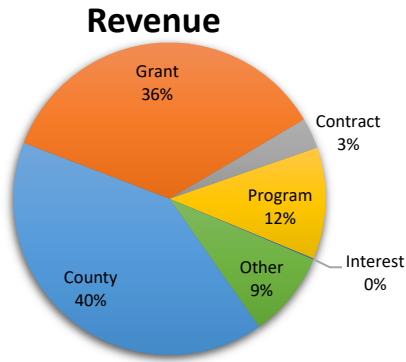
- MTD increase of \$19,055.
- YTD decrease of \$267,200.

MTD revenues of \$1,472,793 are higher than budgeted by \$82,263 (6%).

YTD revenues of \$14,270,664 are lower than budgeted by \$921,968 (6%).

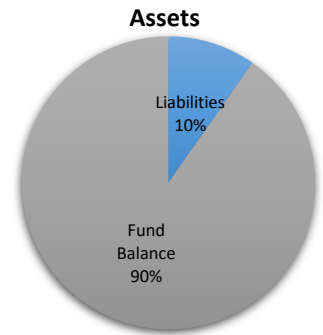
MTD expenses of \$1,453,738 are higher than budgeted by \$69,016 (5%).

YTD expenses of \$14,537,864 are lower than budgeted by \$1,125,791 (7%).



**GAAA - BALANCE SHEET** as of August 31, 2022

	Current Month Aug-22	Prior Month Jul-22	Increase (Decrease)
<b>ASSETS</b>			
Cash & Cash Equivalents	5,344,518	4,755,985	588,533
Accounts Receivable	350,068	940,138	(590,069)
Pre-Paid Expenses	19,599	43,801	(24,201)
Other	5,223	3,178	2,045
Due To / From	(21,891)	(41,275)	19,384
<b>Total Assets</b>	<b>\$5,697,517</b>	<b>\$5,701,826</b>	<b>(\$4,308)</b>
<b>LIABILITIES</b>			
Accounts Payable	54,794	28,242	26,552
Personnel	262,772	207,188	55,585
Deferred Revenues	236,331	435,577	(199,246)
<b>Total Liabilities</b>	<b>\$553,897</b>	<b>\$671,006</b>	<b>(\$117,109)</b>
<b>FUND BALANCE</b>			
Prior Year Fund Balance	5,013,359	5,013,359	-
Current Change	130,261	17,461	112,801
<b>Total Fund Balance</b>	<b>\$5,143,621</b>	<b>\$5,030,820</b>	<b>\$112,801</b>
<b>TOTAL LIABILITIES &amp; FUND BALANCE</b>	<b>\$5,697,517</b>	<b>\$5,701,826</b>	<b>(\$4,308)</b>



**GAAA - REVENUE & EXPENSES** as of August 31, 2022

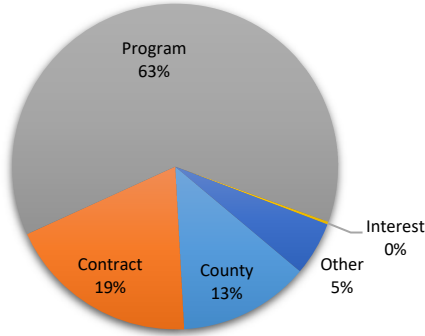
	Actual Aug-22	Budgeted Aug-22	MTD Budget Variance	YTD Actual thru Aug-22	YTD Budget thru Aug-22	YTD Budget Variance
<b>REVENUE</b>						
County Revenue	100,944	100,944	(0)	1,110,381	1,110,382	(1)
Contract Revenue	147,491	144,087	3,404	1,672,598	1,584,942	87,656
Program Revenue	482,879	360,539	122,340	3,959,537	3,965,933	(6,396)
Interest Income	2,078	1,625	453	19,114	17,875	1,239
Other Revenue	41,220	25,765	15,455	447,982	283,432	164,550
<b>Total Revenue</b>	<b>\$774,612</b>	<b>\$632,960</b>	<b>\$141,652</b>	<b>\$7,209,612</b>	<b>\$6,962,564</b>	<b>\$247,048</b>
<b>EXPENSES</b>						
Personnel	506,452	505,323	(1,129)	5,364,827	5,599,951	235,124
Contractual	26,556	24,109	(2,447)	260,641	265,177	4,536
Supplies	37,370	28,606	(8,764)	364,680	346,753	(17,927)
Travel	-	962	962	1,490	10,616	9,126
Equipment/Capital	-	-	-	175,749	184,400	8,651
Other	91,434	73,739	(17,695)	911,962	811,111	(100,851)
<b>Total Expenses</b>	<b>\$661,811</b>	<b>\$632,739</b>	<b>(\$29,072)</b>	<b>\$7,079,350</b>	<b>\$7,218,008</b>	<b>\$138,658</b>
<b>CHANGE IN NET ASSETS</b>	<b>\$112,801</b>	<b>\$221</b>	<b>\$112,580</b>	<b>\$130,261</b>	<b>(\$255,444)</b>	<b>\$385,705</b>



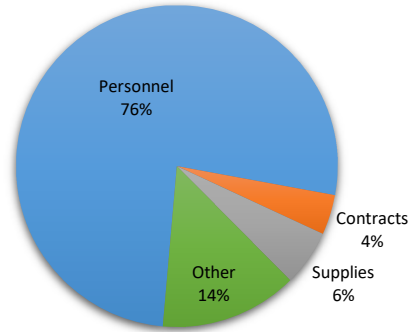
**HIGHLIGHTS**

- |  |   |
|--|---|
| <p>Total fund balance of \$5,143,621 as of 8/31/22.</p> <ul style="list-style-type: none"> <li>• MTD increase of \$112,801.</li> <li>• YTD increase of \$130,261.</li> </ul> <p>MTD revenues of \$774,612 are higher than budgeted by \$141,652 (22%).</p> <p>MTD expenses of \$661,811 are higher than budgeted by \$29,072 (5%).</p> | <p>Total call volume of 13,225 as of 8/31/22.</p> <ul style="list-style-type: none"> <li>• MTD calls of 1,332 are higher than prior month by 81 calls.</li> <li>• YTD call volume is lower than budgeted by 456 calls (3%).</li> </ul> <p>YTD revenues of \$7,209,612 are higher than budgeted by \$247,048 (4%).</p> <p>YTD expenses of \$7,079,350 are lower than budgeted by \$138,658 (2%).</p> |
|--|---|

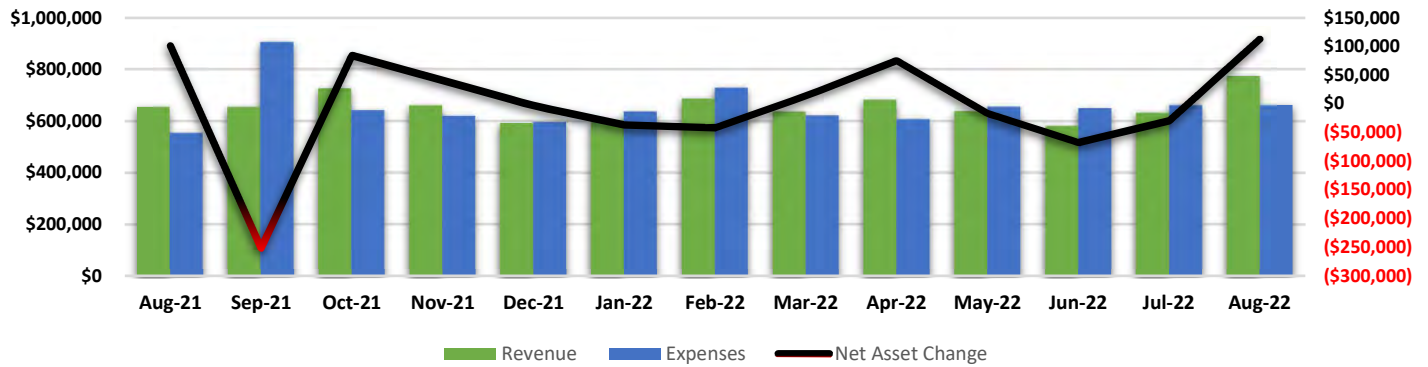
### Revenue



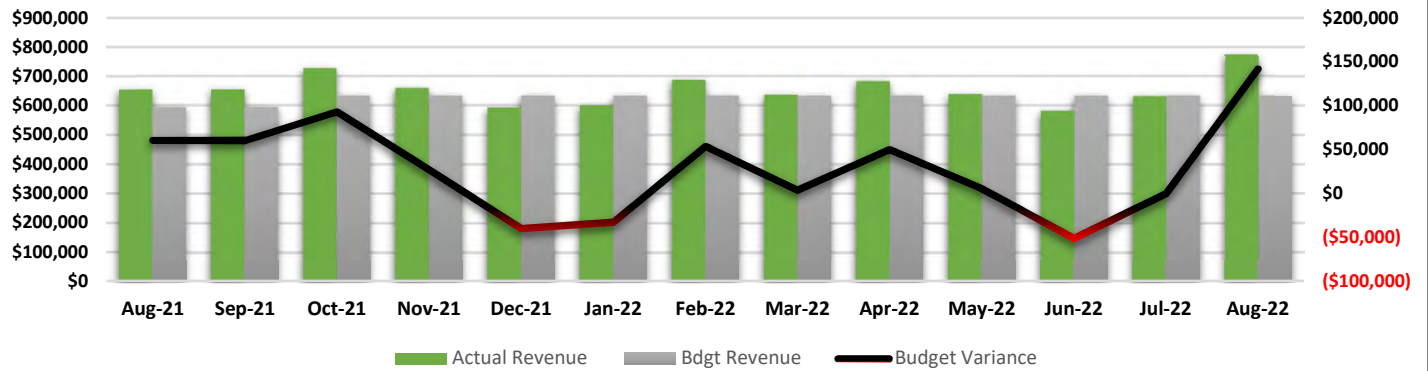
### Expenses



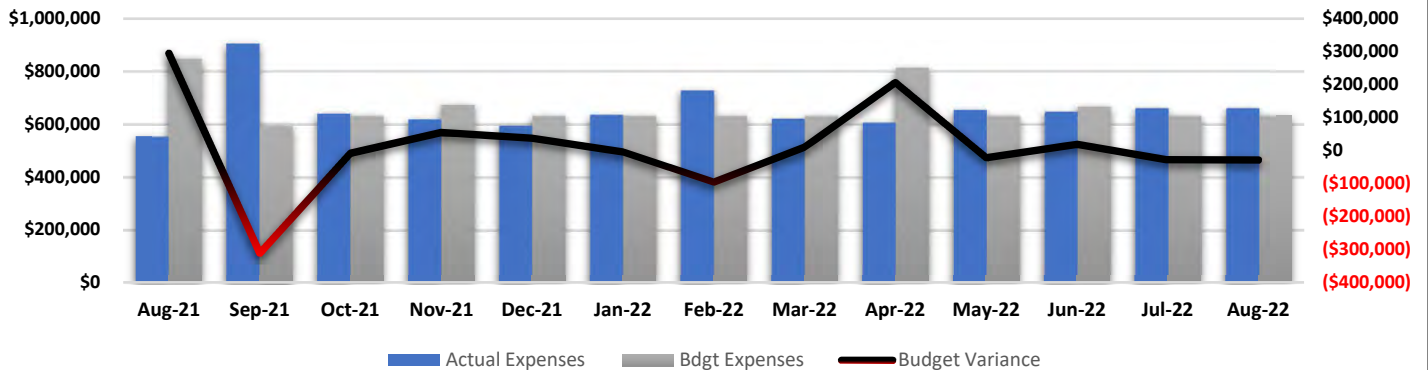
GAAA Actual Revenue & Expense Trends with Change in Net Assets



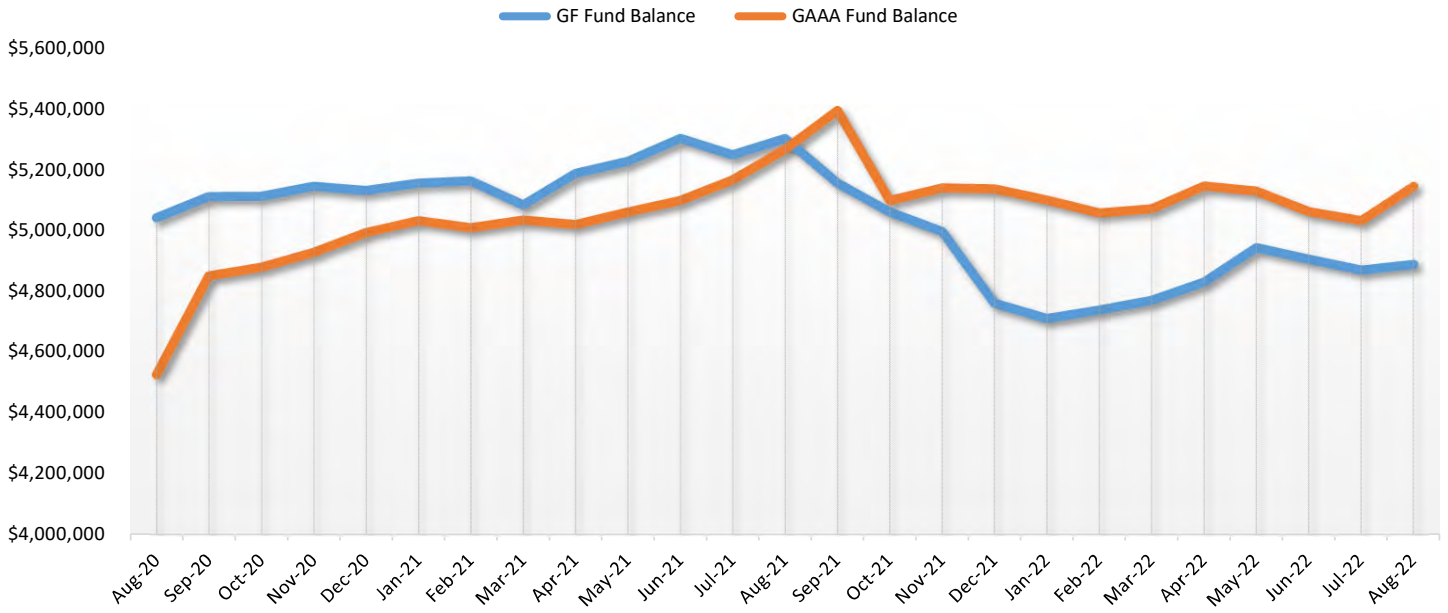
GAAA Actual Revenue vs Budget Trends with Variance



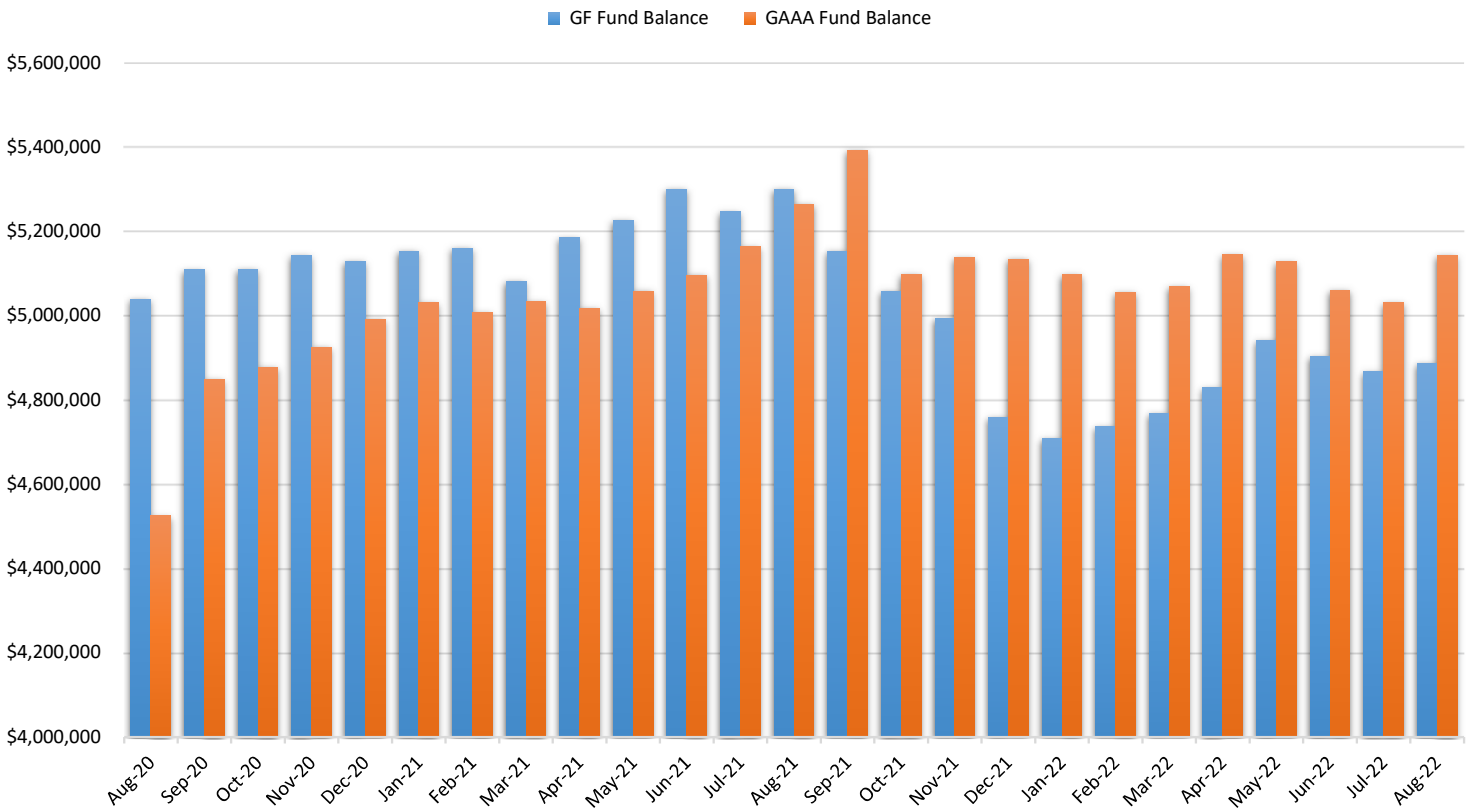
GAAA Actual Expenses vs Budget Trends with Variance



### Fund Balance Trends Aug 2020 to Aug 2022



### Fund Balance Change by Period Aug 2020 to Aug 2022





# **GALVESTON COUNTY HEALTH DISTRICT**

**UNITED BOARD OF HEALTH** 9850-A.106 Boardroom Emmett F. Lowry Expressway, Texas City

---

**United Board of Health**

**September 2022**

**Item #10**

**Consider for Approval FY2023 General Fund Budget Submitted**

**By Chief Financial Officer**



# Galveston County Health District

FY23 Proposed Budget

September 28, 2022

# Galveston County Health District Public Health Administration

## Mission Statement

---

The adopted mission of the Galveston County Health District is “*protecting and promoting the optimal health and well-being of Galveston County*”.

## Description of Services

---

Galveston County Health District (GCHD) is a distinct governmental entity and is unique as it oversees a multitude of health services under two separate and distinct policy-making boards: (1) the **United Board of Health**, appointed by Galveston County Commissioners Court, sets policy for health department services and (2) the **Coastal Health & Wellness Governing Board**, of which the majority of members are consumers, sets operational policy in accordance with federal requirements for a Federally Qualified Health Center (FQHC). GCHD services are provided and funded through a **General Fund** and two special revenue funds (**Coastal Health & Wellness**, which provides medical, dental and mental health counseling services to Galveston County residents, and **Galveston Area Ambulance Authority**, which provides emergency and non-emergency ambulance services to contracted groups within Galveston County).

Formed under Chapter 121 of the Texas Health and Safety Code, the **Galveston County Health District** is basically a local health department that provides various public health services to the county and its 13 member cities. Public health activities are guided by the 10 essential public health functions, which are intended to provide a framework that supports and assures healthy community outcomes. In our county, local funding helps to support the registration and issuance of birth and death records, food and environmental permitting, disease investigation and community health nursing and outreach. Additionally, state and federal dollars fund activities to support immunizations, tuberculosis treatment, STD/HIV surveillance and monitoring, Women Infants and Children (WIC) programs, as well as foodborne illness investigations and public health emergency preparedness and response efforts, including COVID-19. Contract services funded through interlocal agreements between city and county partners provide services associated with water monitoring, animal control (field and shelter), and ambulance services for the cities of Galveston, Hitchcock, Bayou Vista, Tiki Island, Kemah, Clear Lake Shores, as well as the unincorporated areas of Galveston County.

**Coastal Health & Wellness (CHW)**, with clinics in Texas City and Galveston, receives federal funding and is subject to federal requirements. The mission of Coastal Health & Wellness is to “*Provide access to high quality primary care to any Galveston County resident*”. CHW provides primary care, counseling, and basic dental care to residents with or without insurance. As a

federally qualified health center, CHW is required to provide discounted health services to the indigent, uninsured or underinsured based on their financial ability to pay. The benefits of a FQHC are that federal dollars leverage local dollars for indigent and uninsured healthcare, lessens healthcare inflation from misuse of area hospitals and emergency rooms, and decreases the need for costlier secondary and tertiary care. The availability of wellness and primary care in our community also helps alleviate the increased cost of specialty, hospital, and ER care.

From a financial perspective, Galveston County Health District functions under three distinct operating budgets. In FY22, the annual operating budget of the **General Fund** was \$17,048,384 and included county funding of \$7,167,538 a decrease of \$54,111 from the prior year. Funding provided by the County through the General Fund, supports county-wide public health programs in addition to animal services, and primary healthcare services provided by **Coastal Health & Wellness**, Galveston County's community health center. Costs associated with services provided through Coastal Health & Wellness are included in a special revenue fund, with a current annual operating budget of \$11,273,198 of which \$3,734,667 is contributed by the County through the General Fund. In addition, emergency and non-emergency ambulance services provided through the **Galveston Area Ambulance Authority (GAAA)** are included in another separate special revenue fund. In FY22, GAAA operated under an annual operating budget of \$8,495,747 of which \$1,211,325 in county funding helped to support ambulance services in the eastern and western portions of the county, primarily in the unincorporated areas, as well as services to Kemah and Clear Lake Shores.

For FY23, we are requesting county funding of \$7,249,196 to the Health District General Fund (an increase of \$81,658 from the prior year) which is allocated as follows: Public Health programs \$3,128,729; Coastal Health & Wellness \$3,140,567; County Indigent Healthcare Screening \$194,100; and Animal Services \$785,800. Currently, GCHD, CHW and GAAA has approximately 27 service grants from state and federal sources. In FY2021, State and federal grants amounted to \$8,902,934, approximately 26.5% of total revenues.

Included within are Performance Measures/Workload Indicators listing key functions performed by the Health District. These functions play a vital role in supporting public health within our community.

## Performance Measures

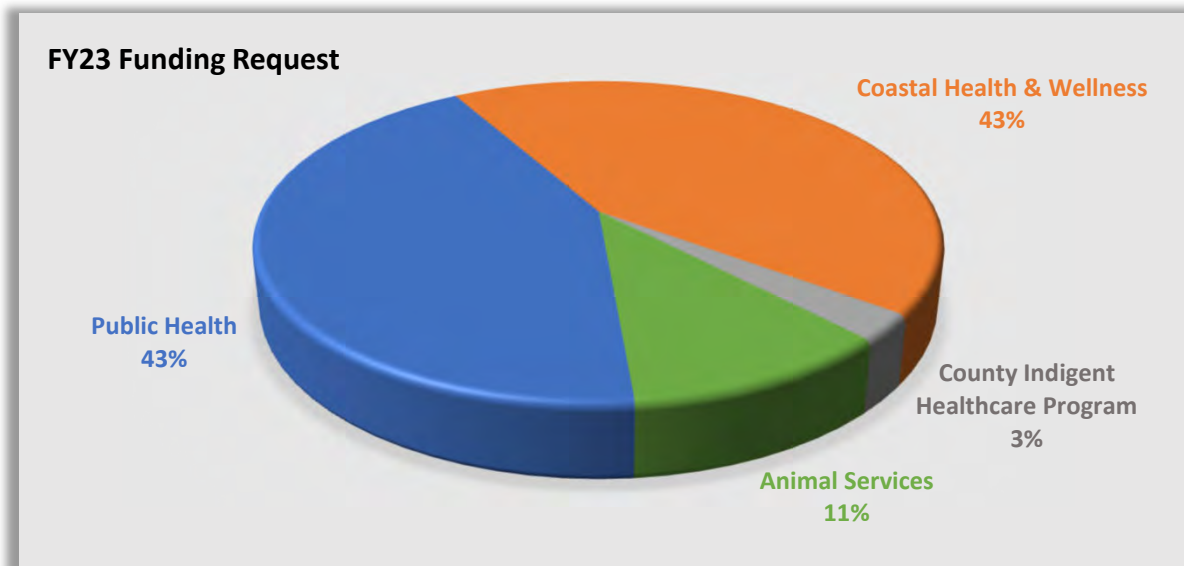
<b>Workload Indicators</b>	<b>FY2020</b>	<b>FY2021</b>	<b>FY2022</b>	<b>FY2023</b>
<i>*indicates program partially or fully funded by a grant</i>	<b>Actual</b>	<b>Actual</b>	<b>Estimated</b>	<b>Projected</b>
	<i>(Oct 19 - Sep 20)</i>	<i>(Oct 20 - Sep 21)</i>	<i>(Oct 21 - Sep 22)</i>	<i>(Oct 22 - Sep 23)</i>
<b>*DISEASE / EMERGENCY DETECTION</b>				
Total number of Diseases Reported:	283,714	134,547	110,000	100,000
Total Number of Diseases Investigated:	87,659	115,535	85,000	80,000
Total TB Encounters <i>(to prevent or take care of TB)</i> :	2,527	2,453	3,082	2,760
<b>*PUBLIC HEALTH PREPAREDNESS EFFORTS</b>				
Trainings/exercises:	25	45	60	45
Volunteers:	425	540	630	680
Number of Preparedness Efforts <i>(Meetings, etc.)</i> :	240	240	240	240
<b>PUBLIC HEALTH SERVICES</b>				
<b>*Public Immunizations</b>				
Total number of Persons Immunized:	2,912	2,251	3,595	3,955
Total number of Immunization doses administered:	5,317	4,219	6,453	7,098
<b>*Public Health Nursing</b>				
Total number of Wellness Promotion Activities:	117	0	53	65
Total number of COVID Patients Monitored:	22,900	23,183	0	0
Total number of COVID Vaccines Administered:	0	48,814	8,230	5,000
<b>Vitals</b>				
Birth Certificates Issued:	11,661	15,684	16,000	16,250
Death Certificates Issued:	4,557	3,838	4,000	4,250
Other requests received, maintained and filed:	20,751	24,637	25,000	25,250
<b>Health Permits</b>				
Total number of Food Inspections:	4,182	3,531	3,600	3,700
Total number of Food Permits Issued:	2,753	2,850	2,900	300
Total number of Pool Inspections:	525	484	490	490
Total number of Pool Permits Issued:	513	511	515	515
Total Septic/Waste Water Inspections:	385	304	310	310
Total Septic/Waste Water Permits Issued:	401	485	485	485

## Performance Measures

<b>Workload Indicators</b>	<b>FY2020</b>	<b>FY2021</b>	<b>FY2022</b>	<b>FY2023</b>
<i>*indicates program partially or fully funded by a grant</i>	<b>Actual</b>	<b>Actual</b>	<b>Estimated</b>	<b>Projected</b>
	<i>(Oct 19 - Sep 20)</i>	<i>(Oct 20 - Sep 21)</i>	<i>(Oct 21 - Sep 22)</i>	<i>(Oct 22 - Sep 23)</i>
<b>*Air &amp; Water Program</b>				
Air Samples Collected for Analysis:	973	1,142	1,147	1,147
Water Samples Collected for Analysis:	2,802	2,683	2,582	2,613
Environmental Bacteriology Tests:	2,209	2,251	2,100	2,192
<b>Animal Services</b> <i>(see attached annual report for additional information)</i>				
Number of Calls for Service:	2,610	1,919	1,100	1,500
Number of Animals picked up:	2,436	2,433	1,838	2,000
Number of Animals sheltered in Resource Center:	2,161	2,887	2,400	2,600
Number of Animal Bites reported:	161	152	142	150
<b>GALVESTON AREA AMBULANCE AUTHORITY RESPONSES</b> <i>(includes non-billable calls)</i>				
Hitchcock 911 Calls:	1,187	794	902	998
Bacliff 911:	1,925	1,357	1,762	1,937
Kemah/CLS 911:	670	378	400	469
<b>COASTAL HEALTH &amp; WELLNESS PRIMARY CARE SERVICES</b>				
Total Provider Visits:	17,197	17,032	16,968	18,000
Dentist Visits:	4,823	4,709	6,660	7,000
Dental Hygienist Visits:	924	1,197	1,620	1,700
Mental Health Counseling Visits:	873	1,127	1,416	1,600
<b>COUNTY INDIGENT HEALTHCARE PROGRAM</b> <i>(Eligibility Services designated to GCHD)</i>				
Total number of applications received:	1,303	1,212	1,100	1,400
Total number of applicants denied:	788	831	700	650
Total number of applicants approved:	515	375	400	750
Total number of Contacts: <i>(Referrals, assistance w/ applications, etc.)</i>	1,170 Referrals	736 Referrals	1,175 Referrals	1,350 Referrals
	4,563 Contacts	4,110 Contacts	4,250 Contacts	5,000 Contacts

**GALVESTON COUNTY HEALTH DISTRICT**  
**County Funding Overview**

<b>County Funding Overview</b>	<b>FY22 Approved Funding</b>	<b>FY23 Funding Request</b>	<b>Funding Adjustment Request</b>
Public Health	\$ 2,620,952	\$ 3,128,729	\$ 507,777 19.4%
Coastal Health & Wellness	\$ 3,540,567	\$ 3,140,567	\$ (400,000) -11.3%
County Indigent Healthcare Program (CIHCP)	\$ 194,100	\$ 194,100	\$ - 0.0%
Animal Services	\$ 811,919	\$ 785,800	\$ (26,119) -3.2%
<b>Total to Health District</b>	<b>\$ 7,167,538</b>	<b>\$ 7,249,196</b>	<b>\$ 81,658 1.1%</b>



**GALVESTON COUNTY HEALTH DISTRICT**  
**County Budget Summary Breakdown**

Division		FY21 Approved Budget	FY22 Approved Budget	FY23 Proposed Budget
<b>Base Payment To Health District</b>				
Public Health	411010	\$ 2,135,748	\$ 2,076,141	\$ 2,583,918
Coastal Health & Wellness	411071	3,190,504	3,190,504	2,790,504
County Indigent Healthcare Program (CIHCP)	411071	194,100	194,100	194,100
Animal Services	411043	606,724	612,220	586,101
<b>Subtotal Base Payment To Health District:</b>		<b>6,127,076</b>	<b>6,072,965</b>	<b>6,154,623</b>
<b>Budgeted Lease Expense</b>				
Public Health Lease		544,811	544,811	544,811
Coastal Health & Wellness Lease		350,063	350,063	350,063
Animal Services Lease		199,699	199,699	199,699
<b>Subtotal Budgeted Lease Expense:</b>		<b>\$ 1,094,573</b>	<b>\$ 1,094,573</b>	<b>\$ 1,094,573</b>
<b>Total Health District Budget</b>				
Public Health	411010	2,680,559	2,620,952	3,128,729
Coastal Health & Wellness	411071	3,540,567	3,540,567	3,140,567
County Indigent Healthcare Program (CIHCP)	411071	194,100	194,100	194,100
Animal Services	411043	806,423	811,919	785,800
<b>Total Health District Budget:</b>		<b>\$ 7,221,649</b>	<b>\$ 7,167,538</b>	<b>\$ 7,249,196</b>
<b>Adjustments To Base Budget:</b>				
Animal Resource Center- Staffing and equipment FY14-15, FY18-23; Spay/Neuter fee increase FY17		\$ 6,831	\$ 5,496	\$ (26,119)
Coastal Health & Wellness reorganizational changes and increased service revenue				\$ (400,000)
Salary adjustments, staffing changes from COVID grants, and increase in operating expenses from inflation				\$ 507,777
Public Health operating costs funded from unreserved fund balance per UBOH			\$ (59,607)	

## HEALTH DISTRICT COUNTY LEASE EXPENSE CALCULATIONS

	Square Foot	Dept. Gross SqFt	Lease Cost Per SqFt	Monthly Lease	Annual Lease
<b>Public Health</b>					
Executive Offices GCHD	14,364	18,591	\$ 0.80	\$ 14,873	\$ 178,473
GCHD One Stop service	2,367	3,064	0.80	2,451	29,410
WIC	3,549	4,593	0.80	3,675	44,096
BCCS/STD/HIV/Tuberculosis	6,063	7,847	0.80	6,278	75,333
Immunizations	2,774	3,590	0.80	2,872	34,467
Environmental Health	9,181	11,883	0.80	9,506	114,074
Environmental Lab	2,297	2,973	0.80	2,378	28,540
EMS Administration	2,184	2,827	0.80	2,261	27,136
Mass Inoculation Storage	1,069	1,384	0.80	1,107	13,282
<b>Subtotals</b>	<b>43,848</b>	<b>56,751</b>		<b>\$ 45,401</b>	<b>\$ 544,811</b>
<b>Coastal Health and Wellness Clinic</b>					
Administration	3,175	4,109	\$ 0.80	3,287	\$ 39,449
Family/Pedi/OB/Gyn	13,495	17,466	0.80	13,973	167,675
Registration	2,181	2,823	0.80	2,258	27,099
Dental	4,784	6,192	0.80	4,953	59,442
Laboratory	1,810	2,343	0.80	1,874	22,489
Staff Area	2,729	3,532	0.80	2,826	33,908
<b>Subtotals</b>	<b>28,174</b>	<b>36,465</b>		<b>\$ 29,172</b>	<b>\$ 350,063</b>
<b>Animal Resource Center</b>					
<b>Subtotals</b>	<b>20,802</b>	<b>20,802</b>	\$ 0.80	\$ 16,642	\$ 199,699
<b>Totals</b>					
	<b>92,824</b>	<b>114,018</b>		<b>\$ 91,214</b>	<b>\$ 1,094,573</b>

**GALVESTON COUNTY HEALTH DISTRICT**

**General Fund - Highlights**

*Proposed budget for fiscal year ending September 30, 2023*

**SUMMARY**

- Budget decreased by \$141,607 from FY22.
- Includes \$107,131 in expenses to come out of fund balance reserve.
- Overall increase in County contribution of \$81,658.

**REVENUES**

- Overall budgeted revenue increased by \$276,511 (not including fund balance).
- Grant revenue decreased by \$376,043.
  - Includes \$151,879 for new STD grant focusing on disease intervention.
  - Offset by \$519,333 in expiring Covid grant funding.
- Administrative Fee revenue increased by \$121,722.
- Program revenue increased by \$176,186.
- City contracts increased by \$107,542 for animal and water monitoring services.

**EXPENDITURES**

**Personnel**

- Includes 11 new positions: 4 administration, 2 public health, and 5 grant funded.
- Eliminated 20 vacant positions: 5 administration and 15 grant funded.
- Includes a 3% cost of living increase for all positions.
- Up to a 2% increase in January based on performance.
- One-time supplemental payout proposed from fund balance (\$500 full-time and \$250 part-time employees).
- Includes a 10% lapse on medical and 5% lapse on CareHere to account for employees who opt out.

**Supplies/Other**

- Includes \$107,131 in proposed fund balance expenses.

<b>Budget by Category:</b>	<b>FY22</b>	<b>FY23</b>	<b>Change</b>	<b>%</b>
Personnel	9,784,451	10,029,660	245,209	3%
Supplies	658,542	527,315	(131,227)	-20%
Contract Services	4,020,780	3,756,070	(264,710)	-6.6%
Equipment/Capital	60,838	13,500	(47,338)	-78%
Other Costs	2,523,773	2,580,232	56,459	2%
<b>Total Expenses</b>	<b>\$ 17,048,384</b>	<b>\$ 16,906,777</b>	<b>\$ (141,607)</b>	<b>-0.8%</b>

<b>Budget by Division:</b>	<b>FY22</b>	<b>FY23</b>	<b>Total Change</b>	<b>%</b>
Public Health	4,474,000	5,058,978	584,978	13%
Public Health Reimbursable	6,394,013	6,012,715	(381,298)	-6%
CHW Program Support	3,734,667	3,334,667	(400,000)	-11%
Animal Services	1,452,680	1,458,945	6,265	0.4%
Pollution Control	993,024	1,041,472	48,448	5%
<b>Total Expenses</b>	<b>\$ 17,048,384</b>	<b>\$ 16,906,777</b>	<b>\$ (141,607)</b>	<b>-0.8%</b>

**GALVESTON COUNTY HEALTH DISTRICT**

**General Fund**

*Proposed budget for fiscal year ending September 30, 2023*

	<b>Public Health</b>	<b>Public Health Reimbursable</b>	<b>CHW &amp; CIHCP</b>	<b>Animal Services</b>	<b>Pollution Control</b>	<b>FY23 Budget</b>
<b>REVENUES:</b>						
Grant Revenue	-	5,910,930	-	-	437,008	<b>6,347,938</b>
Medicaid	-	6,000	-	-	-	<b>6,000</b>
Local Funds/Other Revenue	163,426	-	-	-	-	<b>163,426</b>
Administrative Fee Revenue	793,722	-	-	-	-	<b>793,722</b>
Convenience Fee	7,133	-	-	1,747	-	<b>8,880</b>
County Revenue	2,622,292	61,785	3,334,667	785,800	444,652	<b>7,249,196</b>
Interest	14,000	-	-	-	-	<b>14,000</b>
Community Hlth Nursing Revenue	55,000	34,000	-	-	-	<b>89,000</b>
Microchips	-	-	-	7,096	-	<b>7,096</b>
Dog Tag, License, Retrieval	-	-	-	220	-	<b>220</b>
Shelter/Redemption Fees	-	-	-	35,000	-	<b>35,000</b>
Shelter/Fees - Fines	-	-	-	25,000	-	<b>25,000</b>
Shelter/Euthansia	-	-	-	5,000	-	<b>5,000</b>
ARC Clinic/Neuter-Spay	-	-	-	420	-	<b>420</b>
Shelter/Cat Cadaver Program	-	-	-	3,000	-	<b>3,000</b>
Shelter/Adoptions	-	-	-	54,000	-	<b>54,000</b>
Cremation Services	-	-	-	9,000	-	<b>9,000</b>
Control/City Contracts	-	-	-	114,006	-	<b>114,006</b>
Shelter/City Contracts	-	-	-	391,218	-	<b>391,218</b>
Control/Other Contracts	-	-	-	1,500	-	<b>1,500</b>
VC/Vaccines	-	-	-	16,000	-	<b>16,000</b>
VC/Misc Services	-	-	-	4,500	-	<b>4,500</b>
VC/Medicines	-	-	-	8,400	-	<b>8,400</b>
Vital Statistics Revenue	340,000	-	-	-	-	<b>340,000</b>
Preservation Fee	18,500	-	-	-	-	<b>18,500</b>
Food Service Revenue	650,000	-	-	-	-	<b>650,000</b>
Septic Tank Revenue	230,000	-	-	-	-	<b>230,000</b>
Swimming Pool Revenue	68,000	-	-	-	-	<b>68,000</b>
Misc. Environm'l & Cons Hlth Rev	3,000	-	-	-	-	<b>3,000</b>
Water Pollution Contracts	-	-	-	-	159,812	<b>159,812</b>
Fund Balance Reserve	93,905	-	-	13,226	-	<b>107,131</b>
<b>TOTAL REVENUE</b>	<b>\$ 5,058,978</b>	<b>\$ 6,012,715</b>	<b>\$ 3,334,667</b>	<b>\$ 1,475,133</b>	<b>\$ 1,041,472</b>	<b>\$ 16,922,965</b>
<b>EXPENSES:</b>						
Salaries	3,207,310	3,436,146	-	692,229	684,214	<b>8,019,899</b>
Salaries, Overtime	-	-	-	8,625	10,336	<b>18,961</b>
Salaries, Part-Time	-	209,331	-	79,257	-	<b>288,588</b>
FICA Expense	245,358	278,880	-	59,678	53,133	<b>637,049</b>
Texas Unemployment Tax	5,056	8,075	-	2,499	1,287	<b>16,917</b>
Life Insurance Expense	7,484	9,577	-	2,048	1,842	<b>20,951</b>
LTD Insurance Expense	6,993	8,726	-	1,758	1,712	<b>19,189</b>
Health Insurance Expense	171,785	261,344	-	77,067	44,308	<b>554,504</b>
Worker's Comp Insurance	16,038	18,225	-	31,985	3,473	<b>69,721</b>
Sponsored Healthcare Pgm	31,604	48,076	-	13,239	8,150	<b>101,069</b>
Pension / Retirement	107,686	122,397	-	29,410	23,319	<b>282,812</b>
Pharmacist Contract	3,000	-	-	-	-	<b>3,000</b>
Misc Contract Services	180,384	86,876	-	1,200	61,790	<b>330,250</b>
CHW - District Support	-	-	3,334,667	-	-	<b>3,334,667</b>

**GALVESTON COUNTY HEALTH DISTRICT**

**General Fund**

*Proposed budget for fiscal year ending September 30, 2023*

	<b>Public Health</b>	<b>Public Health Reimbursable</b>	<b>CHW &amp; CIHCP</b>	<b>Animal Services</b>	<b>Pollution Control</b>	<b>FY23 Budget</b>
Neuter / Spay Contract	-	-	-	26,100	-	26,100
Veterinarian Contract	-	-	-	24,000	-	24,000
Janitorial Contract	1,570	14,124	-	-	-	15,694
Pest Control	-	120	-	-	-	120
Security	21,459	780	-	-	-	22,239
Office Supplies	92,186	45,249	-	6,960	3,132	147,527
Operating Supplies	77,554	81,781	-	55,126	7,604	222,065
Pharmaceutical Supplies	63,000	332	-	36,028	-	99,360
Printing Supplies	5,708	8,175	-	400	96	14,379
Uniform Supplies	780	-	-	5,380	3,980	10,140
Controlled Asset Supplies	650	5,194	-	1,900	-	7,744
Pet Food Supplies	-	-	-	25,600	-	25,600
In-House Neuter Supplies	-	-	-	500	-	500
Postage	12,732	3,130	-	470	2,816	19,148
Telecommunications	71,536	37,355	-	13,212	5,244	127,347
Water	-	240	-	-	-	240
Electricity	900	2,040	-	-	-	2,940
Travel, Local	52,502	17,449	-	240	516	70,707
Training, Local	18,470	13,960	-	900	4,420	37,750
Training, Out of Town	23,465	28,993	-	6,865	4,934	64,257
Rentals	38,873	100,860	-	2,420	4,454	146,607
Leases	391,712	124,044	-	199,699	76,049	791,504
Maint/Repair, Equip	3,024	60	-	3,580	3,830	10,494
Maint/Repair, Auto	2,080	1,125	-	4,400	1,960	9,565
Fuel	8,100	5,296	-	12,600	11,600	37,596
Maint/Repair, Bldg	16,750	300	-	-	-	17,050
Maint/Repair, IT Equip	1,000	-	-	-	-	1,000
Maint/Repair, Auto Prevent	600	1,516	-	960	980	4,056
Insurance, Auto/Truck	1,656	9,400	-	4,607	4,332	19,995
Insurance, General Liability	5,880	660	-	-	-	6,540
Insurance, Bldg/Contents	12,720	5,056	-	1,680	-	19,456
Operating Equipment	-	13,500	-	-	-	13,500
Advertising	8,770	594,179	-	660	-	603,609
Subscriptions, Books, etc.	2,817	3,120	-	-	-	5,937
Association Dues	17,562	420	-	275	-	18,257
Tangible Reinforcements/Outreach	-	3,286	-	-	-	3,286
IT Software, Licenses, Intang.	81,340	13,339	-	9,096	-	103,775
Prof Fees/Licenses/Inspect.	2,647	-	-	-	2,479	5,126
Professional Services	24,300	-	-	300	-	24,600
Med/Hazard Waste Disposal	1,200	840	-	-	-	2,040
Transportation	-	4,800	-	-	-	4,800
Board Meeting Operations	1,500	-	-	-	-	1,500
Service Charge-Credit Cards	11,237	-	-	1,839	-	13,076
Administrative Fee	-	384,339	-	14,153	9,482	407,974
<b>TOTAL EXPENSES</b>	<b>\$ 5,058,978</b>	<b>\$ 6,012,715</b>	<b>\$ 3,334,667</b>	<b>\$ 1,458,945</b>	<b>\$ 1,041,472</b>	<b>\$ 16,906,777</b>
<i>Revenue Over / (Under) Expenses</i>	-	-	-	16,188	-	16,188

**GALVESTON COUNTY HEALTH DISTRICT**

**General Fund - All Divisions**

**Proposed budget for fiscal year ending September 30, 2023**

	FY21 Actual	FY22 Budget	FY22 Actual thru 7/31/22	FY22 Projected	FY23 Budget	Increase / (Decrease)
4005 Grant Revenue	3,695,052	6,723,981	4,270,600	5,124,720	6,347,938	(376,043)
4031 Medicaid	7,951	6,000	5,047	6,057	6,000	-
4943 Local Funds/Other Revenue	-	-	37,938	45,526	163,426	163,426
4205 Administrative Fee Revenue	509,348	672,000	566,968	680,362	793,722	121,722
4210 Convenience Fee	7,578	7,420	6,730	8,075	8,880	1,460
4405 County Revenue	7,187,940	7,167,538	5,972,948	7,167,538	7,249,196	81,658
4510 Miscellaneous Revenue	25,057	-	1,116	1,339	-	-
4511 Gain on Fixed Asset Disposal	18,890	-	-	-	-	-
4512 Insurance Proceeds	17,539	-	-	-	-	-
4520 Interest	33,551	13,440	12,416	14,900	14,000	560
4710 Community Hlth Nursing Revenue	74,630	84,800	62,401	74,881	89,000	4,200
4720 Microchips	6,420	5,696	5,300	6,360	7,096	1,400
4721 Dog Tag, License, Retrieval	250	400	110	132	220	(180)
4722 Shelter/Redemption Fees	34,365	42,000	22,165	26,598	35,000	(7,000)
4723 Shelter/Fees - Fines	24,285	32,000	20,830	24,996	25,000	(7,000)
4724 ARC/Donations	22,304	-	6,676	8,011	-	-
4725 Shelter/Euthansia	1,325	5,000	1,345	1,614	5,000	-
4726 ARC Clinic/Neuter-Spay	415	-	190	228	420	420
4727 Shelter/Cat Cadaver Program	902	3,000	1,424	1,709	3,000	-
4729 Shelter/Adoptions	57,400	62,000	31,615	37,938	54,000	(8,000)
4730 Cremation Services	325	9,000	3,681	4,417	9,000	-
4731 Control/City Contracts	89,144	89,745	74,788	89,745	114,006	24,261
4732 Shelter/City Contracts	314,354	317,787	264,823	317,787	391,218	73,431
4736 Control/Other Contracts	810	1,500	480	576	1,500	-
4737 VC/Vaccines	15,665	16,020	11,414	13,697	16,000	(20)
4738 VC/Misc Services	4,780	4,140	3,645	4,374	4,500	360
4739 VC/Medicines	8,086	6,744	9,115	10,938	8,400	1,656
4740 Vital Statistics Revenue	355,528	330,000	282,269	338,723	340,000	10,000
4741 Preservation Fee	19,409	18,150	15,483	18,579	18,500	350
4767 Waste Water Revenue	200	-	-	-	-	-
4750 Food Service Revenue	576,045	550,000	549,095	658,914	650,000	100,000
4751 Permits - Late Fee	4,750	-	14,250	17,100	-	-
4752 ECH Permit Education	75	-	(750)	(900)	-	-
4761 Septic Tank Revenue	186,730	150,000	191,245	229,494	230,000	80,000
4764 Swimming Pool Revenue	67,635	68,000	61,830	74,196	68,000	-
4769 Misc. Environm'l & Cons Hlth Rev	2,549	3,000	2,481	2,977	3,000	-
4801 Water Pollution Contracts	151,084	149,962	125,673	150,808	159,812	9,850
Fund Balance Reserve	-	524,709	-	-	107,131	(417,578)
<b>TOTAL REVENUE</b>	<b>\$ 13,522,371</b>	<b>\$ 17,064,032</b>	<b>\$ 12,635,340</b>	<b>\$ 15,162,408</b>	<b>\$ 16,922,965</b>	<b>\$ (141,067)</b>
6111 Salaries	5,697,381	7,710,378	5,482,707	6,579,248	8,019,899	309,521
6113 Salaries, Overtime	13,424	17,126	16,023	19,228	18,961	1,835
6114 Salaries, Part-Time	292,513	364,347	63,732	76,479	288,588	(75,759)
6116 Salaries, Comp Pay	2,987	-	-	-	-	-
6211 FICA Expense	438,992	619,028	406,150	487,380	637,049	18,021
6213 Texas Unemployment Tax	32,454	17,657	4,432	5,318	16,917	(740)
6221 Life Insurance Expense	18,792	20,640	18,050	21,660	20,951	311
6223 LTD Insurance Expense	13,569	18,786	13,178	15,814	19,189	403
6224 Health Insurance Expense	361,340	568,851	327,747	393,296	554,504	(14,347)
6225 Worker's Comp Insurance	47,138	68,663	40,934	49,121	69,721	1,058
6228 Sponsored Healthcare Pgm	67,727	104,458	55,992	67,190	101,069	(3,389)
6231 Pension / Retirement	134,963	274,517	186,765	224,118	282,812	8,295
7016 Pharmacist Contract	3,000	3,000	2,500	3,000	3,000	-
7020 Misc Contract Services	166,996	192,626	217,188	260,625	330,250	137,624
7021 CHW - District Support	3,734,667	3,734,667	3,112,223	3,734,667	3,334,667	(400,000)
7023 Temporary Staffing	40,516	-	72,978	87,574	-	-
7026 Neuter / Spay Contract	25,195	31,500	11,287	13,545	26,100	(5,400)

**GALVESTON COUNTY HEALTH DISTRICT**

**General Fund - All Divisions**

**Proposed budget for fiscal year ending September 30, 2023**

	FY21 Actual	FY22 Budget	FY22 Actual thru 7/31/22	FY22 Projected	FY23 Budget	Increase / (Decrease)
7027 Veterinarian Contract	24,000	24,000	20,000	24,000	24,000	-
7032 Janitorial Contract	11,788	14,494	8,571	10,285	15,694	1,200
7033 Pest Control	119	120	99	119	120	-
7034 Security	19,824	20,373	17,107	20,528	22,239	1,866
8005 Physical Inventory Adjustment	(1,242)	-	4,810	5,772	-	-
8011 Office Supplies	73,374	123,440	113,098	135,717	147,527	24,087
8012 Operating Supplies	138,191	188,717	150,699	180,839	222,065	33,348
8014 Pharmaceutical Supplies	84,576	90,844	79,033	94,839	99,360	8,516
8017 Printing Supplies	2,625	14,662	5,481	6,577	14,379	(283)
8018 Uniform Supplies	4,888	9,740	2,901	3,481	10,140	400
8019 Controlled Asset Supplies	51,730	210,539	164,199	197,039	7,744	(202,795)
8020 Pet Food Supplies	18,843	20,000	17,551	21,061	25,600	5,600
8021 In-House Neuter Supplies	60	600	-	-	500	(100)
8115 Postage	11,987	18,386	11,817	14,180	19,148	762
8121 Telecommunications	107,173	127,961	103,341	124,009	127,347	(614)
8132 Water	222	240	185	222	240	-
8133 Electricity	2,449	2,040	1,980	2,376	2,940	900
8141 Travel, Local	47,882	68,514	40,116	48,139	70,707	2,193
8142 Travel, Out of Town	483	-	13,060	15,672	-	-
8151 Training, Local	17,061	35,380	14,253	17,103	37,750	2,370
8152 Training, Out of Town	838	34,223	7,180	8,616	64,257	30,034
8161 Rentals	54,826	142,392	48,909	58,691	146,607	4,215
8171 Leases	788,769	784,040	657,094	788,513	791,504	7,464
8181 Maint/Repair, Equip	5,222	8,764	5,965	7,158	10,494	1,730
8182 Maint/Repair, Auto	11,432	9,465	8,747	10,497	9,565	100
8183 Fuel	17,750	25,540	21,390	25,668	37,596	12,056
8184 Maint/Repair, Bldg	15	53,600	50,922	61,106	17,050	(36,550)
8185 Maint/Repair, IT Equip	101	1,000	518	622	1,000	-
8186 Maint/Repair, Auto Prevent	1,761	3,836	4,049	4,859	4,056	220
8191 Insurance, Auto/Truck	20,201	20,067	16,093	19,312	19,995	(72)
8192 Insurance, General Liability	6,361	6,540	5,014	6,017	6,540	-
8193 Insurance, Bldg/Contents	19,041	21,060	14,396	17,275	19,456	(1,604)
8211 IT Equipment	97,575	-	75	90	-	-
8213 Vehicles	92,589	50,000	28,212	28,212	-	(50,000)
8214 Operating Equipment	26,900	10,838	-	-	13,500	2,662
8301 Advertising	42,588	579,697	21,540	25,848	603,609	23,912
8302 Subscriptions, Books, etc.	13,479	19,629	11,306	13,568	5,937	(13,692)
8303 Association Dues	7,902	7,673	3,368	4,041	18,257	10,584
8304 Tangible Reinforcements/Outreach	980	2,786	-	-	3,286	500
8305 IT Software, Licenses, Intang.	192,063	196,574	174,070	208,885	103,775	(92,799)
8311 Prof Fees/Licenses/Inspect.	1,545	3,376	1,587	1,904	5,126	1,750
8312 Professional Services	17,890	17,736	22,137	26,564	24,600	6,864
8321 Med/Hazard Waste Disposal	2,111	2,040	1,720	2,064	2,040	-
8322 Animal Carcass Removal	733	-	-	-	-	-
8323 Trash Removal	-	-	585	702	-	-
8324 Transportation	-	4,800	-	-	4,800	-
8328 Board Meeting Operations	1,376	1,500	1,834	2,201	1,500	-
8331 Service Charge-Credit Cards	17,747	11,795	11,070	13,284	13,076	1,281
8337 Cashier Over/Short	(1,238)	-	81	97	-	-
8339 Bad Debt Expense	6,165	-	464	557	-	-
8351 Administrative Fee	155,294	313,119	267,903	321,484	407,974	94,855
8353 Expired Inventory	1,507	-	630	756	-	-
8325 Employee Betterment	-	-	4,609	5,531	-	-
8340 Miscellaneous Expense	-	-	955	1,146	-	-
<b>TOTAL EXPENSES</b>	<b>\$ 13,311,209</b>	<b>\$ 17,048,384</b>	<b>\$ 12,192,650</b>	<b>\$ 14,625,538</b>	<b>\$ 16,906,777</b>	<b>\$ (141,607)</b>
<i>Revenue Over / (Under) Expenses</i>	211,162	15,648	442,690	536,870	16,188	540

**GALVESTON COUNTY HEALTH DISTRICT**  
**General Fund - Program Area Budgeted FTE's**  
*Proposed budget for fiscal year ending September 30, 2023*

<b>Program Area</b>	<b>FY22</b>	<b>FY23</b>
<b>Public Health*</b>		
Admin, Acct, IT, HR, Purchasing, Epidemiology, Consumer Health Inspectors, and Vitals	40.0	43.0
<b>Public Health Reimbursable</b>		
Grant Funded Programs such as TB, STD/HIV, Immunizations, Public Health Preparedness, Foodborne Investigations, Community Health (Wellness), WIC (Womens, Infant & Children Program), Community Engagement, and Covid Response	79.0	69.0
<b>Animal Services</b>		
Field (Animal Control) and Shelter	21.0	21.0
<b>Pollution Control</b>		
Air & Water, Lead, Storm Water and Beach Watch monitoring	11.0	11.0
<b>Total FTE's</b>	<b>151</b>	<b>144</b>

\* Full Time Equivalents (FTE's) for Admin, HR, IT, Purchasing and Accounting only reflect portion of salary funded by Public Health funds. The other portion is funded by Coastal Health & Wellness and is reflected on that budget.

**GALVESTON COUNTY HEALTH DISTRICT**  
**General Fund - Fund Balance Purchases**  
**Proposed budget for fiscal year ending September 30, 2023**

**Executive Office:**

78,065 One-Time payout of \$500 (full-time) and \$250 (part-time) staff  
            
**\$ 78,065**

**Vital Statistics:**

15,840 Vitals Application System Upgrade (144 hours x \$110/hr)  
            
**\$ 15,840 Vital Statistics**

**Animal Services:**

510 Field - Microchip Scanners (3 x \$170)  
816 Shelter - Microchip Scanners (1 x \$816)  
700 Shelter - Printer Replacement (1 x \$700)  
1,200 Shelter - Safe Replacement (1 x \$1,200)  
4,000 Donations - Kuranda Beds (40 x \$100)  
4,000 Donations - Pet Food (as needed)  
2,000 Donations - Pharmaceutical Supplies (as needed)  
            
**\$ 13,226**

**\$ 107,131 Total GF Fund Balance Proposed Purchases**

**Galveston County Health District**  
**Fund Balance for the Period Ending July 31, 2022**

Reserved For:	Board Approved Reserve at 9/30/21	Increase / (Decrease)	Current Balance at 7/31/22
IT Equipment / Software	\$135,450	(\$106,674)	\$28,776
Galveston CHW Clinic Improvements	\$374,020		\$374,020
Reserve for Leave Payouts	\$40,000		\$40,000
Animal Services	\$671,160	(\$3,344)	\$667,816
Other	\$329,519	(\$278,614)	\$50,905
Operating Reserve	\$3,200,000		\$3,200,000
Public Health Emergency Reserve	\$300,000	(\$491,666)	(\$191,666)
Unreserved*	\$103,975	\$593,837	\$697,813
<b>Total Fund Balance</b>	<b>\$5,154,125</b>	<b>(\$286,461)</b>	<b>\$4,867,664</b>

*\*Due to PHER balance negative, actual unreserved amount is currently \$506,147 (FEMA reimbursements not yet received)*

Total Reserved	\$4,169,852
Total Unreserved	\$697,813
<b>Grand Total</b>	<b>\$4,867,664</b>

Operating Reserve	\$3,200,000
FY22 Budgeted Operating Expenses	\$12,789,008

Months of Reserves available	3.0
<b>Targeted Months of Reserves per Policy</b>	<b>3.0</b>
Total Reserves Required	\$3,197,252
<b>Reserves in excess of Target</b>	<b>\$2,748</b>

## FY23 Estimated Expenditures:

### Animal Services:

	Field Services	Shelter Services	Vaccine Services	Total
<b>FY22 Operating Budget</b>	\$ 363,987	\$ 1,014,601	\$ 14,352	\$ 1,392,940
<b>Proposed Changes for FY23:</b>				
Cost of Living Wage Adjustment (3%)	8,543	17,496	-	26,039
Fringe Benefit Rate Changes (i.e. pension, medical, etc.)	461	(4,512)	-	(4,051)
Changes in other operating expenses	8,529	20,386	1,876	30,791
	-	-	-	-
<b>Estimated Budget Increases / (Decreases)</b>	<b>\$ 17,533</b>	<b>\$ 33,370</b>	<b>\$ 1,876</b>	<b>\$ 52,779</b>
<b>*Estimated FY23 Operating Budget</b>	<b>\$ 381,520</b>	<b>\$ 1,047,971</b>	<b>\$ 16,228</b>	<b>\$ 1,445,719</b>
<b>Projected Net Budget Change from FY22 to FY23</b>	<b>\$ 17,533</b>	<b>\$ 33,370</b>	<b>\$ 1,876</b>	<b>\$ 52,779</b>

	FY22 County Contribution	\$ 612,220
	Estimated FY23 County Contribution Based on Proposed Budget	\$ 586,101
	Projected Net Change in County Contribution from FY22 to FY23	<u>\$ (26,119)</u>

**GALVESTON COUNTY HEALTH DISTRICT**

**Animal Services - Summary**

*Proposed budget for fiscal year ending September 30, 2023*

<b>Animal Control (Field)</b>	<b>FY2021 Actual</b>	<b>FY2022 Budget</b>	<b>FY2022 Estimated</b>	<b>FY2023 Proposed</b>	<b>Change</b>
Personnel	295,325	326,284	253,254	335,288	9,004
Supplies	3,786	6,604	453	7,970	1,366
Travel / Training	963	3,220	-	3,339	119
Maintenance	5,376	4,260	3,387	5,360	1,100
Contract Services	183	270	-	270	-
Leases	-	-	-	-	-
Other Operating Costs	23,705	23,349	21,968	29,803	6,454
Capital Outlay	47,497	50,000	-	-	(50,000)
<b>TOTAL EXPENSES</b>	<b>\$ 376,835</b>	<b>\$ 413,987</b>	<b>\$ 279,061</b>	<b>\$ 382,030</b>	<b>\$ (31,957)</b>
Fees from Services and Other	24,916	50,000	-	510	(49,490)
Local Funding	360,867	363,987	363,207	381,520	17,533
<b>TOTAL REVENUE</b>	<b>\$ 385,783</b>	<b>\$ 413,987</b>	<b>\$ 363,207</b>	<b>\$ 382,030</b>	<b>\$ (31,957)</b>
<b>NET CHANGE</b>	<b>\$ 8,948</b>	<b>\$ -</b>	<b>\$ 84,146</b>	<b>\$ -</b>	<b>\$ -</b>
Director		0.43		0.43	-
Manager		0.25		0.25	-
Dispatcher		1.50		1.50	-
Animal Control Officers		4.00		4.00	-
<b>Total Field FTE's</b>		<b>6.18</b>		<b>6.18</b>	<b>-</b>

<b>Animal Shelter</b>	<b>FY2021 Actual</b>	<b>FY2022 Budget</b>	<b>FY2022 Estimated</b>	<b>FY2023 Proposed</b>	<b>Change</b>
Personnel	560,713	649,523	477,285	662,507	12,984
Supplies	91,228	85,560	85,075	103,696	18,136
Travel / Training	474	3,930	-	4,666	736
Maintenance	-	3,580	5,810	3,580	-
Contract Services	43,838	50,535	36,987	45,030	(5,505)
Leases	199,699	199,699	199,699	199,699	-
Other Operating Costs	27,339	22,634	20,453	31,509	8,875
Capital Outlay	26,900	-	-	-	-
<b>TOTAL EXPENSES</b>	<b>\$ 950,191</b>	<b>\$ 1,015,461</b>	<b>\$ 825,309</b>	<b>\$ 1,050,687</b>	<b>\$ 35,226</b>
Fees from Services and Other	122,607	158,497	101,908	139,683	(18,814)
Local Funding	849,864	856,964	856,964	911,004	54,040
<b>TOTAL REVENUE</b>	<b>\$ 972,471</b>	<b>\$ 1,015,461</b>	<b>\$ 958,872</b>	<b>\$ 1,050,687</b>	<b>\$ 35,226</b>
<b>NET CHANGE</b>	<b>\$ 22,280</b>	<b>\$ -</b>	<b>\$ 133,562</b>	<b>\$ -</b>	<b>\$ -</b>
Director		0.43		0.43	-
Manager		0.75		0.75	-
Administrative Assistant		1.00		1.00	-
Dispatcher		0.50		0.50	-
Veterinary Technician		1.50		1.50	-
Rescue / Foster Coordinator		1.00		1.00	-
Animal Care Technicians		8.00		8.00	-
Volunteer Coordinator / Adoption Counselor		1.00		1.00	-
Crematorium Specialist		1.00		1.00	-
Community Counselor		-		-	-
<b>Total Shelter FTE's</b>		<b>15.18</b>		<b>15.18</b>	<b>-</b>

**GALVESTON COUNTY HEALTH DISTRICT**

**Animal Services - Summary**

*Proposed budget for fiscal year ending September 30, 2023*

<b>Animal Vaccine Clinic</b>	<b>FY2021 Actual</b>	<b>FY2022 Budget</b>	<b>FY2022 Estimated</b>	<b>FY2023 Proposed</b>	<b>Change</b>
Personnel	-	-	-	-	-
Supplies	9,845	8,352	7,321	10,228	1,876
Travel / Training	-	-	-	-	-
Maintenance	-	-	-	-	-
Contract Services	6,000	6,000	6,000	6,000	-
Leases	-	-	-	-	-
Other Operating Costs	-	-	-	-	-
Capital Outlay	-	-	-	-	-
<b>TOTAL EXPENSES</b>	<b>\$ 15,845</b>	<b>\$ 14,352</b>	<b>\$ 13,321</b>	<b>\$ 16,228</b>	<b>\$ 1,876</b>
Fees from Services and Other	33,326	30,000	27,843	32,416	2,416
Local Funding	-	-	-	-	-
<b>TOTAL REVENUE</b>	<b>\$ 33,326</b>	<b>\$ 30,000</b>	<b>\$ 27,843</b>	<b>\$ 32,416</b>	<b>\$ 2,416</b>
<b>NET CHANGE</b>	<b>\$ 17,481</b>	<b>\$ 15,648</b>	<b>\$ 14,522</b>	<b>\$ 16,188</b>	<b>\$ 540</b>
<b>Total Vaccination Clinic FTE's</b>		-		-	-

<b>Animal Donations</b>	<b>FY2021 Actual</b>	<b>FY2022 Budget</b>	<b>FY2022 Estimated</b>	<b>FY2023 Proposed</b>	<b>Change</b>
Personnel	-	-	-	-	-
Supplies	-	8,880	-	10,000	1,120
Travel / Training	-	-	-	-	-
Maintenance	-	-	-	-	-
Contract Services	22,239	-	4,600	-	-
Leases	-	-	-	-	-
Other Operating Costs	6,482	-	282	-	-
Capital Outlay	-	-	-	-	-
<b>TOTAL EXPENSES</b>	<b>\$ 28,720</b>	<b>\$ 8,880</b>	<b>\$ 4,882</b>	<b>\$ 10,000</b>	<b>\$ 1,120</b>
Fees from Services and Other	22,304	8,880	11,631	10,000	1,120
Local Funding	-	-	-	-	-
<b>TOTAL REVENUE</b>	<b>\$ 22,304</b>	<b>\$ 8,880</b>	<b>\$ 11,631</b>	<b>\$ 10,000</b>	<b>\$ 1,120</b>
<b>NET CHANGE</b>	<b>\$ (6,416)</b>	<b>\$ -</b>	<b>\$ 6,749</b>	<b>\$ -</b>	<b>\$ -</b>
<b>Total Donation FTE's</b>		-		-	-

**GALVESTON COUNTY HEALTH DISTRICT**

**Animal Services - Summary**

*Proposed budget for fiscal year ending September 30, 2023*

<b>ANIMAL SERVICES (Field, Shelter, Vaccines, Donations)</b>	<b>FY2021 Actual</b>	<b>FY2022 Budget</b>	<b>FY2022 Estimated</b>	<b>FY2023 Proposed</b>	<b>Change</b>
Personnel	856,039	975,807	730,539	997,795	21,988
Supplies	104,860	109,396	92,848	131,894	22,498
Travel / Training	1,437	7,150	-	8,005	855
Maintenance	5,376	7,840	9,197	8,940	1,100
Contract Services	72,260	56,805	47,588	51,300	(5,505)
Leases	199,699	199,699	199,699	199,699	-
Other Operating Costs	57,526	45,983	42,703	61,312	15,329
Capital Outlay	74,397	50,000	-	-	(50,000)
<b>TOTAL EXPENSES</b>	<b>\$ 1,371,592</b>	<b>\$ 1,452,680</b>	<b>\$ 1,122,573</b>	<b>\$ 1,458,945</b>	<b>\$ 6,265</b>
Fees from Services and Other	203,153	247,377	141,382	182,609	(64,768)
Local Funding	1,210,731	1,220,951	1,220,171	1,292,524	71,573
<b>TOTAL REVENUE</b>	<b>\$ 1,413,884</b>	<b>\$ 1,468,328</b>	<b>\$ 1,361,553</b>	<b>\$ 1,475,133</b>	<b>\$ 6,805</b>
<b>NET CHANGE</b>	<b>\$ 42,292</b>	<b>\$ 15,648</b>	<b>\$ 238,979</b>	<b>\$ 16,188</b>	<b>\$ 540</b>
Director		0.86		0.86	-
Manager		1.00		1.00	-
Administrative Assistant		1.00		1.00	-
Dispatcher		2.00		2.00	-
Animal Control Officers		4.00		4.00	-
Veterinary Technician		1.50		1.50	-
Rescue / Foster Coordinator		1.00		1.00	-
Animal Care Technicians		8.00		8.00	-
Volunteer Coordinator / Adoption Counselor		1.00		1.00	-
Crematorium Specialist		1.00		1.00	-
Community Counselor		-		-	-
<b>Total Animal Services FTE's</b>		<b>21.36</b>		<b>21.36</b>	<b>-</b>

**GALVESTON COUNTY HEALTH DISTRICT**

**Animal Services**

*Proposed budget for fiscal year ending September 30, 2023*

	<b>Field Services</b>	<b>Shelter Services</b>	<b>Clinic</b>	<b>Donations</b>	<b>Total FY23 Budget</b>	<b>Increase/ (Decrease)</b>
<b>REVENUE</b>						
Convenience Fee	-	1,747	-	-	1,747	110
County Revenue	266,014	320,087	-	-	586,101	(26,119)
Lease Funding (County)	-	199,699	-	-	199,699	-
AS/Microchips	-	4,000	3,096	-	7,096	1,400
Dog Tag, License, Retrieval	-	220	-	-	220	(180)
Shelter/Redemption Fees	-	35,000	-	-	35,000	(7,000)
Shelter/Fees - Fines	-	25,000	-	-	25,000	(7,000)
Shelter/Euthanasia	-	5,000	-	-	5,000	-
Clinic/Neuter-Spay	-	-	420	-	420	420
Shelter/Cat Cadaver Program	-	3,000	-	-	3,000	-
Shelter/Adoptions	-	54,000	-	-	54,000	(8,000)
Cremation Services	-	9,000	-	-	9,000	-
Control/City Contracts	114,006	-	-	-	114,006	24,261
Shelter/City Contracts	-	391,218	-	-	391,218	73,431
AS/Other Contracts	1,500	-	-	-	1,500	-
Clinic/Vaccines	-	-	16,000	-	16,000	(20)
Clinic/Misc Services	-	-	4,500	-	4,500	360
Clinic/Medicines	-	-	8,400	-	8,400	1,656
Fund Balance	510	2,716	-	10,000	13,226	(46,514)
<b>Total Revenue</b>	<b>\$ 382,030</b>	<b>\$ 1,050,687</b>	<b>\$ 32,416</b>	<b>\$ 10,000</b>	<b>\$ 1,475,133</b>	<b>\$ 6,805</b>
<b>EXPENSES</b>						
Salaries	253,298	438,931	-	-	692,229	12,951
Salaries, Overtime	8,625	-	-	-	8,625	2,925
Salaries, Part-Time	-	79,257	-	-	79,257	1,909
FICA Expense	20,037	39,641	-	-	59,678	1,360
Unemployment Tax	723	1,776	-	-	2,499	-
Life Insurance	735	1,313	-	-	2,048	31
LTD Insurance	643	1,115	-	-	1,758	33
Employer Paid Health	26,276	50,791	-	-	77,067	-
Worker's Comp Insurance	10,739	21,246	-	-	31,985	(33)
Sponsored Healthcare Program	4,338	8,901	-	-	13,239	(736)
Pension/Retirement	9,874	19,536	-	-	29,410	3,548
Misc Contract Services	270	930	-	-	1,200	(105)
Neuter/Spay Contract	-	26,100	-	-	26,100	(5,400)
Veterinarian Contract	-	18,000	6,000	-	24,000	-
Office Supplies	460	6,500	-	-	6,960	536
Operating Supplies	4,110	45,816	1,200	4,000	55,126	8,546
Pharmaceutical Supplies	-	25,000	9,028	2,000	36,028	5,516
Printing Supplies	-	400	-	-	400	100
Uniform Supplies	3,400	1,980	-	-	5,380	400
Controlled Assets	-	1,900	-	-	1,900	1,900
Pet Food Supplies	-	21,600	-	4,000	25,600	5,600
In-House Neuter Supplies	-	500	-	-	500	(100)
Postage	-	470	-	-	470	(130)
Telecommunications	4,392	8,820	-	-	13,212	-
Travel, Local	-	240	-	-	240	120

**GALVESTON COUNTY HEALTH DISTRICT**

**Animal Services**

*Proposed budget for fiscal year ending September 30, 2023*

	<b>Field Services</b>	<b>Shelter Services</b>	<b>Clinic</b>	<b>Donations</b>	<b>Total FY23 Budget</b>	<b>Increase/ (Decrease)</b>
Training, Local	300	600	-	-	900	180
Training, Out of Town	3,039	3,826	-	-	6,865	555
Rentals	-	2,420	-	-	2,420	(60)
Leases	-	199,699	-	-	199,699	-
Maint/Repair, Equip.	-	3,580	-	-	3,580	-
Maint/Repair, Auto	4,400	-	-	-	4,400	1,100
Fuel	12,600	-	-	-	12,600	2,800
Maint/Repair, Auto Preventative	960	-	-	-	960	-
Insurance, Auto/Truck	4,607	-	-	-	4,607	(112)
Insurance, Bldg/Content	-	1,680	-	-	1,680	(324)
Vehicles	-	-	-	-	-	(50,000)
Operating Equipment	-	-	-	-	-	-
Newspaper/Advertising	360	300	-	-	660	(780)
Association Dues	275	-	-	-	275	25
IT Software, Licenses, Intangibles	3,792	5,304	-	-	9,096	-
Professional Services	-	300	-	-	300	(36)
Service Charge - Credit Cards	-	1,839	-	-	1,839	(207)
Administrative Fees	3,777	10,376	-	-	14,153	14,153
<b>Total Expenses</b>	<b>\$ 382,030</b>	<b>\$ 1,050,687</b>	<b>\$ 16,228</b>	<b>\$ 10,000</b>	<b>\$ 1,458,945</b>	<b>\$ 6,265</b>
<i>Revenue Over / (Under) Expenses</i>	-	-	16,188	-	16,188	540

**GALVESTON COUNTY HEALTH DISTRICT**  
**Animal Services - Field, Shelter, Vaccine Clinic, and Donations**  
**Proposed budget for fiscal year ending September 30, 2023**

	FY21 Actual	FY22 Budget	FY22 thru 3/31/22	FY22 Projected	FY23 Proposed	Increase / (Decrease)
<b>REVENUE</b>						
4210 Convenience Fee	1,553	1,637	852	1,704	1,747	110
4405 County Revenue	806,423	612,220	405,960	811,919	586,101	(26,119)
4405 Lease Funding (County)	-	199,699	-	-	199,699	-
4511 Gain on Fixed Asset Disposal	7,540	-	-	-	-	-
4512 Insurance Proceeds	17,539	-	-	-	-	-
4720 AS/Microchips	6,420	5,696	3,200	6,400	7,096	1,400
4721 Dog Tag, License, Retrieval	250	400	80	160	220	(180)
4722 Shelter/Redemption Fees	34,365	42,000	13,015	26,030	35,000	(7,000)
4723 Shelter/Fees - Fines	24,285	32,000	11,650	23,300	25,000	(7,000)
4724 ARC Donations	22,304	-	5,816	11,631	-	-
4725 Shelter/Euthanasia	1,325	5,000	800	1,600	5,000	-
4726 Clinic/Neuter-Spay	415	-	190	380	420	420
4727 Shelter/Cat Cadaver Program	902	3,000	824	1,648	3,000	-
4729 Shelter/Adoptions	57,400	62,000	19,968	39,935	54,000	(8,000)
4730 Cremation Services	325	9,000	1,585	3,170	9,000	-
4731 Control/City Contracts	89,144	89,745	44,873	89,745	114,006	24,261
4732 Shelter/City Contracts	314,354	317,787	158,894	317,787	391,218	73,431
4736 AS/Other Contracts	810	1,500	360	720	1,500	-
4737 Clinic/Vaccines	15,665	16,020	6,364	12,728	16,000	(20)
4738 Clinic/Misc Services	4,780	4,140	1,820	3,640	4,500	360
4739 Clinic/Medicines	8,086	6,744	4,527	9,055	8,400	1,656
Fund Balance	-	59,740	-	-	13,226	(46,514)
<b>TOTAL REVENUE</b>	<b>\$ 1,413,884</b>	<b>\$ 1,468,328</b>	<b>\$ 680,776</b>	<b>\$ 1,361,553</b>	<b>\$ 1,475,133</b>	<b>\$ 6,805</b>
<b>EXPENSES</b>						
6111 Salaries	597,628	679,278	244,750	489,500	692,229	12,951
6113 Salaries, Overtime	4,643	5,700	3,557	7,113	8,625	2,925
6114 Salaries, Part-Time	41,756	77,348	10,510	21,020	79,257	1,909
6211 FICA Expense	47,235	58,318	18,944	37,889	59,678	1,360
6213 Unemployment Tax	5,953	2,499	1,164	2,328	2,499	-
6221 Life Insurance	2,094	2,017	866	1,732	2,048	31
6223 LTD Insurance	1,479	1,725	613	1,227	1,758	33
6224 Employer Paid Health	67,193	77,067	26,648	53,296	77,067	-
6225 Worker's Comp Insurance	27,422	32,018	11,061	22,121	31,985	(33)
6228 Sponsored Healthcare Program	12,678	13,975	4,388	8,775	13,239	(736)
6231 Pension/Retirement	14,479	25,862	7,905	15,810	29,410	3,548
7020 Misc Contract Services	23,065	1,305	2,697	5,393	1,200	(105)
7023 Temporary Staffing	33,479	-	34,864	69,727	-	-
7026 Neuter/Spay Contract	25,195	31,500	9,097	18,195	26,100	(5,400)
7027 Veterinarian Contract	24,000	24,000	12,000	24,000	24,000	-
8011 Office Supplies	3,253	6,424	1,504	3,009	6,960	536
8012 Operating Supplies	43,384	46,580	23,502	41,156	55,126	8,546
8014 Pharmaceutical Supplies	35,782	30,512	14,042	28,083	36,028	5,516
8017 Printing Supplies	-	300	-	-	400	100
8018 Uniform Supplies	3,101	4,980	-	-	5,380	400
8019 Controlled Assets	436	-	-	-	1,900	1,900
8020 Pet Food Supplies	18,843	20,000	10,300	20,600	25,600	5,600

**GALVESTON COUNTY HEALTH DISTRICT**  
**Animal Services - Field, Shelter, Vaccine Clinic, and Donations**  
**Proposed budget for fiscal year ending September 30, 2023**

	FY21 Actual	FY22 Budget	FY22 thru 3/31/22	FY22 Projected	FY23 Proposed	Increase / (Decrease)
8021 In-House Neuter Supplies	60	600	-	-	500	(100)
8115 Postage	798	600	175	349	470	(130)
8121 Telecommunications	12,630	13,212	6,805	13,610	13,212	-
8141 Travel, Local	-	120	-	-	240	120
8151 Training, Local	574	720	-	-	900	180
8152 Training, Out of Town	863	6,310	-	-	6,865	555
8161 Rentals	2,156	2,480	1,063	2,125	2,420	(60)
8171 Leases	199,699	199,699	99,850	199,699	199,699	-
8181 Maint/Repair, Equip.	-	3,580	2,905	5,810	3,580	-
8182 Maint/Repair, Auto	4,823	3,300	1,345	2,689	4,400	1,100
8183 Fuel	8,912	9,800	4,586	9,172	12,600	2,800
8186 Maint/Repair, Auto Preventative	553	960	349	697	960	-
8191 Insurance, Auto/Truck	6,336	4,719	2,379	4,758	4,607	(112)
8193 Insurance, Bldg/Content	1,786	2,004	801	1,602	1,680	(324)
8213 Vehicles	47,497	50,000	-	-	-	(50,000)
8214 Operating Equipment	26,900	-	-	-	-	-
8301 Newspaper/Advertising	1,443	1,440	120	240	660	(780)
8303 Association Dues	175	250	-	-	275	25
8304 Tangible Reinforcem't/Outreach	980	-	-	-	-	-
8305 IT Software, Licenses, Intangibles	9,096	9,096	4,548	9,096	9,096	-
8312 Professional Services	125	336	-	-	300	(36)
8322 Animal Carcass Removal	733	-	-	-	-	-
8331 Service Charge - Credit Cards	7,128	2,046	875	1,750	1,839	(207)
8337 Cashier Over/Short	20	-	-	-	-	-
8339 Bad Debt Expense	5,210	-	-	-	-	-
8351 Administrative Fees	-	-	-	-	14,153	14,153
<b>TOTAL EXPENSES</b>	<b>\$ 1,371,592</b>	<b>\$ 1,452,680</b>	<b>\$ 564,211</b>	<b>\$ 1,122,573</b>	<b>\$ 1,458,945</b>	<b>\$ 6,265</b>
<i>Revenue Over / (Under) Expenses</i>	<i>42,292</i>	<i>15,648</i>	<i>116,566</i>	<i>238,979</i>	<i>16,188</i>	<i>540</i>

**GALVESTON COUNTY HEALTH DISTRICT**  
**Animal Services - Funding Allocation Contributions**  
*Proposed budget for fiscal year ending September 30, 2023*

**Funding Allocation Contributions**

	FIELD SERVICES				SHELTER SERVICES				ANIMAL SERVICES (combined)			
	Allocation Base*	Current FY22 Field	Proposed FY23 Field	Prior Year Change	Allocation Base*	Current FY22 Shelter	Proposed FY23 Shelter	Prior Year Change	Current FY22 Contribution	Proposed FY23 Contribution	%	Net Change
Bayou Vista	1,763 1.2%	\$ 5,232	\$ 4,568	\$ (664)	1,763 1.0%	\$ 6,911	\$ 7,192	\$ 281	\$ 12,143	\$ 11,760	1.1%	\$ (383) -3.2%
Hitchcock	7,301 5.0%	\$ 23,691	\$ 18,917	\$ (4,774)	7,301 4.2%	\$ 31,300	\$ 29,785	\$ (1,515)	\$ 54,991	\$ 48,702	4.5%	\$ (6,289) -11.4%
Kemah	1,807 1.2%	\$ 6,034	\$ 4,682	\$ (1,352)	1,807 1.0%	\$ 7,972	\$ 7,372	\$ (600)	\$ 14,006	\$ 12,054	1.1%	\$ (1,952) -13.9%
La Marque	18,030 12.3%	\$ 49,381	\$ 46,716	\$ (2,665)	18,030 10.3%	\$ 65,239	\$ 73,553	\$ 8,314	\$ 114,620	\$ 120,269	11.0%	\$ 5,649 4.9%
Texas City	- 0.0%	\$ -	\$ -	\$ -	51,898 29.8%	\$ 202,785	\$ 211,719	\$ 8,934	\$ 202,785	\$ 211,719	19.4%	\$ 8,934 4.4%
Tiki Island	1,106 0.8%	\$ 5,407	\$ 2,866	\$ (2,541)	1,106 0.6%	\$ 3,580	\$ 4,512	\$ 932	\$ 8,987	\$ 7,378	0.7%	\$ (1,609) -17.9%
Santa Fe	12,735 8.7%	\$ -	\$ 32,997	\$ 32,997	12,735 7.3%	\$ -	\$ 51,953	\$ 51,953	\$ -	\$ 84,950	7.8%	\$ 84,950
Clear Lake Shores	1,258 0.9%	\$ -	\$ 3,260	\$ 3,260	1,258 0.7%	\$ -	\$ 5,132	\$ 5,132	\$ -	\$ 8,392	0.8%	\$ 8,392
County	70.0%	\$ 272,742	\$ 266,014	\$ (6,728)	45.0%	\$ 339,478	\$ 320,087	\$ (19,391)	\$ 612,220	\$ 586,101	53.7%	\$ (26,119) -4.3%
<b>Total</b>	<b>100%</b>	<b>\$ 362,487</b>	<b>\$ 380,020</b>	<b>\$ 17,533</b>	<b>100%</b>	<b>\$ 657,265</b>	<b>\$ 711,305</b>	<b>\$ 54,040</b>	<b>\$ 1,019,752</b>	<b>\$ 1,091,325</b>	<b>100%</b>	<b>\$ 71,573 7.0%</b>

	Field	Shelter	Total	
FY23 Budget	\$ 382,030	\$ 1,050,687	\$ 1,432,717	
Less ARC building costs	\$ -	\$ (199,699)	\$ (199,699)	
Less Fund Balance	\$ (510)	\$ (2,716)	\$ (3,226)	
Less Budgeted Fees	\$ (1,500)	\$ (136,967)	\$ (138,467)	
<b>Basis for County / Cities Contributions</b>	<b>\$ 380,020</b>	<b>\$ 711,305</b>	<b>\$ 1,091,325</b>	
	<b>Field</b>	<b>Shelter</b>	<b>Total</b>	<b>%</b>
County	\$ 266,014	\$ 320,087	\$ 586,101	48%
Cities	\$ 114,006	\$ 391,218	\$ 505,224	41%
Fees	\$ 1,500	\$ 136,967	\$ 138,467	11%
<b>Combined Budget Contributions</b>	<b>\$ 381,520</b>	<b>\$ 848,272</b>	<b>\$ 1,229,792</b>	<b>100%</b>

\*County Contribution of 70% for Field and 45% Shelter with 2020 Population Census for Cities Contribution (30% Field and 55% Shelter)

**GALVESTON COUNTY HEALTH DISTRICT**  
**Animal Services - Fund Balance Purchases**  
*Proposed budget for fiscal year ending September 30, 2023*

**Fund Balance Request**

Field	Shelter	Clinic	Donations	TOTAL	
510	-	-	-	510	Field Microchip Scanners (3 x \$170)
-	816	-	-	816	Shelter Microchip Scanners, Pro Pack (1 x \$816)
-	700	-	-	700	Shelter Printer Replacement (1 x \$700)
-	1,200	-	-	1,200	Shelter Safe Replacement, Digital (1 x \$1,200)
-	-	-	4,000	4,000	Kuranda Beds, kennel safety (40 x \$100)
-	-	-	4,000	4,000	Pet Food (as needed)
-	-	-	2,000	2,000	Pharmaceutical Supplies (as needed)
<b>\$ 510</b>	<b>\$ 2,716</b>	<b>\$ -</b>	<b>\$ 10,000</b>	<b>\$ 13,226</b>	<b>Total Fund Balance Amount Requested</b>

**FY23 Projected Fund Balance Reserve**

Field	Shelter	Clinic	Donations	TOTAL	
305,070	358,096	57,460	61,890	782,516	Fund Balance at 3/31/22
(50,000)	-	-	(6,000)	(56,000)	Less FY22 Approved Fund Balance Expenditures
(510)	(2,716)	-	(10,000)	(13,226)	Less FY23 Proposed Fund Balance Expenditures
-	-	16,188	-	16,188	FY23 Budgeted Net Change Projected
<b>\$ 254,560</b>	<b>\$ 355,380</b>	<b>\$ 73,648</b>	<b>\$ 45,890</b>	<b>\$ 729,478</b>	<b>Projected Fund Balance</b>

\$ 381,520    \$ 848,272    *FY23 Operating expenses (less County lease and fund balance purchases)*  
8.0                    5.0    *# of Months of Operating Reserve*

**Recommended Reserve Amounts**

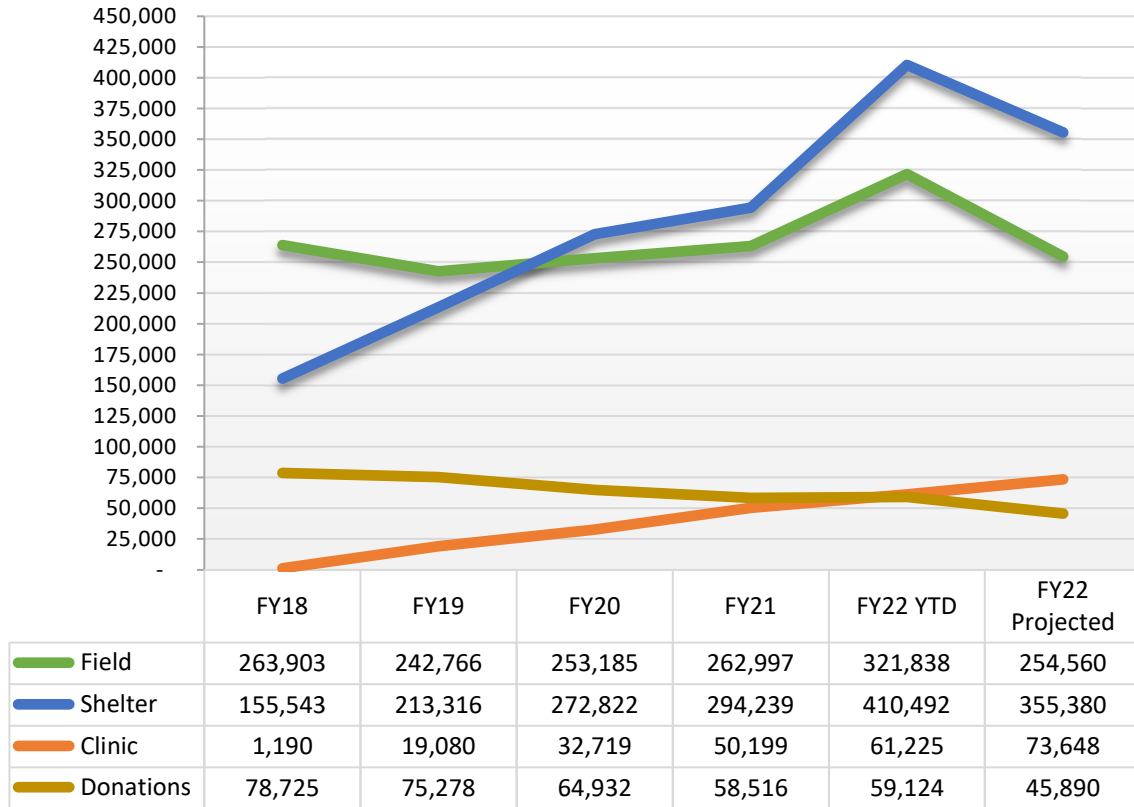
Field	Shelter	
\$ 95,380	\$ 212,068	<i>Reserve Goal per Fund Balance Policy (3 months operating expenses)</i>
\$ 60,000	\$ -	<i>ACO vehicle replacement FY24 (2018 unit H1279 from ARC Vehicle Listing)</i>
<b>\$ 155,380</b>	<b>\$ 212,068</b>	<b>Total recommended fund balance reserve amounts</b>

**GALVESTON COUNTY HEALTH DISTRICT**

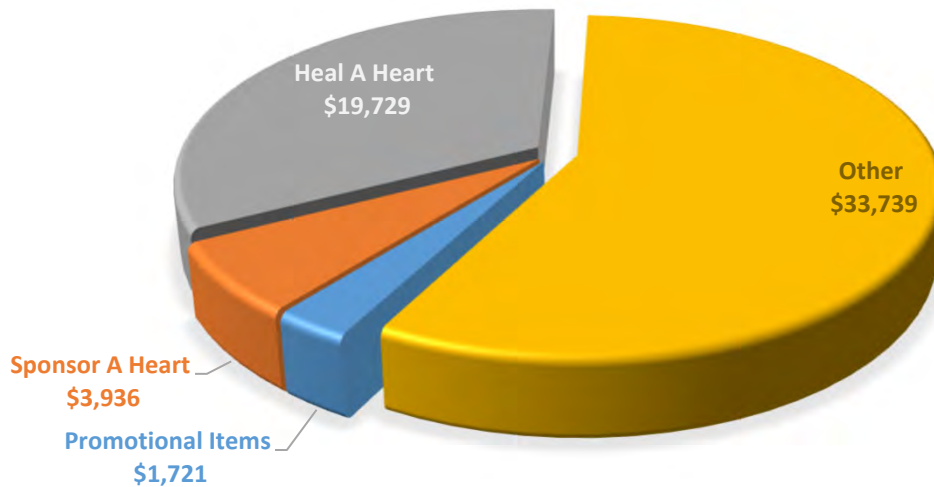
**Animal Services**

*Proposed budget for fiscal year ending September 30, 2023*

**Fund Balance**



**Donations**



**GALVESTON COUNTY HEALTH DISTRICT**

**Animal Services**

*Proposed budget for fiscal year ending September 30, 2023*

**Incoming Animals and Calls Received**

FY2021 (Oct 2020 - Sep 2021)			
Jurisdiction	Incoming Animals		Calls Received
	Incoming Field	Incoming Shelter	
Bayou Vista	5	0	18
Dickinson*	16	1	4
Hitchcock	84	42	208
Kemah	24	8	42
La Marque	210	127	535
Santa Fe*	2	3	6
Texas City	1,757	676	130
Tiki Island	0	3	4
Unincorporated	335	221	972
<b>Totals</b>	<b>2,433</b>	<b>1,081</b>	<b>1,919</b>

FY2022 (YTD Oct 2021 - Jun 2022)			
Jurisdiction	Incoming Animals		Calls Received
	Incoming Field	Incoming Shelter	
Bayou Vista	4	1	10
Dickinson*	0	2	2
Hitchcock	52	4	76
Kemah	7	6	17
La Marque	145	44	278
Santa Fe*	1	4	7
Texas City	1,146	324	33
Tiki Island	0	6	5
Unincorporated	228	83	367
<b>Totals</b>	<b>1,583</b>	<b>474</b>	<b>795</b>

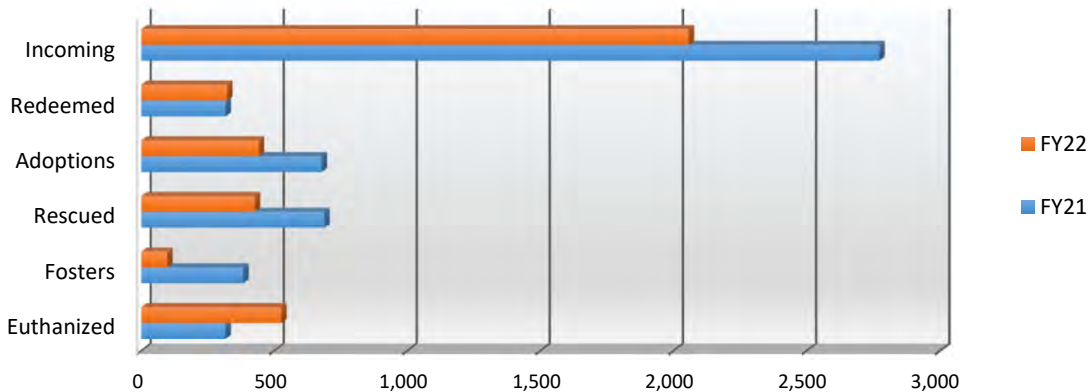
\* Incoming totals include owner euthanasia/cremation requests, foster and/or adoption returns

**Comparative Data Summary**

FY2021 (Oct 20 - Jun 21)		
Incoming	2,773	
Redeemed	317	11%
Adoptions	678	24%
Rescued	688	25%
Fosters	383	14%
Euthanized	317	11%

FY2022 (Oct 21 - Jun 22)		
Incoming	2,057	
Redeemed	323	16%
Adoptions	442	21%
Rescued	427	21%
Fosters	98	5%
Euthanized	526	26%

Net Change		
Incoming	-716	-26%
Redeemed	6	2%
Adoptions	(236)	-35%
Rescued	(261)	-38%
Fosters	(285)	-74%
Euthanized	209	66%





# **GALVESTON COUNTY HEALTH DISTRICT**

**UNITED BOARD OF HEALTH** 9850-A.106 Boardroom Emmett F. Lowry Expressway, Texas City

---

**United Board of Health**

**September 2022**

**Item #11**

**Consider for Approval FY2023 GAAA Budget Submitted**

**By Chief Financial Officer**



# Galveston Area Ambulance Authority

FY23 Proposed Budget

September 28, 2022

**GALVESTON COUNTY HEALTH DISTRICT**  
**Galveston Area Ambulance Authority - Highlights**  
*Proposed budget for the fiscal year ending September 30, 2023*

**SUMMARY**

- Proposed increase of \$720,146 from FY22 budget, including fund balance.
- No increase in City of Galveston contribution.
- Increase of \$96,602 in County contribution.
- Increase to Cities as follows: \$7,649 Kemah, \$1,623 CLS, \$7,737 Hitchcock, \$2,579 Bayou Vista, & \$2,579 Tiki Island.

**REVENUES**

- Program revenues for services were budgeted \$250,017 higher than last year.
  - \$102,924 increase in 911 service revenue due to higher average payor reimbursements.
  - \$95,303 increase in NET service revenue due to higher average payor reimbursements and increased call volume.
  - \$7,732 increase in Bacliff revenue due to higher average payor reimbursements.
  - \$31,760 increase in Hitchcock revenue due to increased call volumes.
  - \$12,298 increase in Kemah/CLS revenue due to higher average payor reimbursements.
- Increase of \$177,727 in water bill donations.
- Increase of \$18,000 in special events.

**EXPENDITURES**

**Personnel**

- Includes one new Admin (shared cost) position for Quality Assurance.
- 3% increase for all positions.
- Up to a 2% increase in January based on performance.
- One-time supplemental payout proposed from fund balance (\$500 full-time and \$250 part-time employees).
- Includes a 5%-10% salary lapse and 25% medical benefit lapse.

**Other**

- Includes \$1,055,356 in proposed purchases from fund balance.
- Increased operating supplies, pharmaceutical, fuel, and auto maintenance expenses.

<b>Budgeted Expenses Breakdown:</b>	<b>FY22</b>	<b>%</b>	<b>FY23</b>	<b>%</b>	<b>Change</b>	<b>%</b>
Personnel	6,105,272	72%	6,405,562	70%	300,290	5%
Supplies	362,961	4%	408,274	4%	45,313	12%
Equipment Purchases	829,400	10%	984,000	11%	154,600	19%
Contract Services	289,282	3%	305,186	3%	15,904	5%
Other	908,832	11%	1,112,871	12%	204,039	22%
<b>Totals</b>	<b>\$ 8,495,747</b>	<b>100%</b>	<b>\$ 9,215,893</b>	<b>100%</b>	<b>\$ 720,146</b>	<b>8%</b>

**GALVESTON COUNTY HEALTH DISTRICT**  
**Galveston Area Ambulance Authority**  
*Proposed budget for the fiscal year ending September 30, 2023*

<b>Galveston 911</b>	<b>FY2021 BUDGET</b>	<b>FY2021 ACTUAL</b>	<b>FY2022 BUDGET</b>	<b>FY2022 ESTIMATED</b>	<b>FY2023 BUDGET</b>
Salaries & Benefits	2,806,340	2,856,409	3,192,502	3,136,478	3,354,096
Supplies	268,296	173,607	225,470	234,224	258,748
Travel / Training	7,565	612	7,022	1,135	8,262
Contract Services	148,478	166,477	167,039	174,157	174,184
Maintenance	60,392	66,573	72,053	86,959	96,205
Other Operating Costs	386,306	390,832	389,377	392,621	470,850
Bad Debt	-	25	-	26	-
Equipment / Capital	511,965	275,701	335,821	-	427,217
Principle & Interest	-	-	-	-	-
<b>Total Expenses</b>	<b>\$ 4,189,342</b>	<b>\$ 3,930,236</b>	<b>\$ 4,389,284</b>	<b>\$ 4,025,600</b>	<b>\$ 4,789,562</b>
Fees and Other Revenues	2,629,620	2,606,077	2,779,883	2,837,314	2,883,900
Fund Balance Reserve	584,756	-	372,185	-	472,851
Local Funding	824,000	1,217,423	1,124,448	1,293,733	1,301,575
<b>Total Revenue</b>	<b>\$ 4,038,376</b>	<b>\$ 3,823,500</b>	<b>\$ 4,276,516</b>	<b>\$ 4,131,047</b>	<b>\$ 4,658,326</b>
<b>Net Change</b>	<b>\$ (150,966)</b>	<b>\$ (106,736)</b>	<b>\$ (112,768)</b>	<b>\$ 105,447</b>	<b>\$ (131,236)</b>
<b>FTE's</b>	<b>46.8</b>		<b>46.6</b>		<b>47.2</b>

<b>Galveston NET</b>	<b>FY2021 BUDGET</b>	<b>FY2021 ACTUAL</b>	<b>FY2022 BUDGET</b>	<b>FY2022 ESTIMATED</b>	<b>FY2023 BUDGET</b>
Salaries & Benefits	781,152	598,260	721,514	656,376	763,916
Supplies	34,759	17,738	18,455	13,678	19,213
Travel / Training	1,991	111	1,901	358	2,331
Contract Services	39,835	40,503	59,006	52,166	64,613
Maintenance	25,999	15,244	19,778	33,244	36,394
Other Operating Costs	108,659	106,206	111,990	117,384	136,468
Bad Debt	-	-	-	-	-
Equipment / Capital	144,925	-	140,743	204,637	188,365
Principle & Interest	-	-	-	-	-
<b>Total Expenses</b>	<b>\$ 1,137,320</b>	<b>\$ 778,062</b>	<b>\$ 1,073,387</b>	<b>\$ 1,077,843</b>	<b>\$ 1,211,300</b>
Fees and Other Revenues	1,111,560	997,040	1,030,925	973,954	1,126,248
Fund Balance Reserve	174,491	-	151,537	-	196,156
Local Funding	-	-	-	-	-
<b>Total Revenue</b>	<b>\$ 1,286,051</b>	<b>\$ 997,040</b>	<b>\$ 1,182,462</b>	<b>\$ 973,954</b>	<b>\$ 1,322,404</b>
<b>Net Change</b>	<b>\$ 148,731</b>	<b>\$ 218,977</b>	<b>\$ 109,075</b>	<b>\$ (103,889)</b>	<b>\$ 111,104</b>
<b>FTE's</b>	<b>14.7</b>		<b>13.6</b>		<b>13.9</b>

**GALVESTON COUNTY HEALTH DISTRICT**  
**Galveston Area Ambulance Authority**  
*Proposed budget for the fiscal year ending September 30, 2023*

<b>Bacliff</b>	<b>FY2021 BUDGET</b>	<b>FY2021 ACTUAL</b>	<b>FY2022 BUDGET</b>	<b>FY2022 ESTIMATED</b>	<b>FY2023 BUDGET</b>
Salaries & Benefits	866,666	807,837	1,121,373	875,487	1,170,091
Supplies	68,665	47,968	72,119	41,595	59,734
Travel / Training	1,776	94	1,572	225	1,758
Contract Services	29,739	31,427	34,564	34,279	35,023
Maintenance	23,086	18,661	21,743	25,128	27,199
Other Operating Costs	138,065	112,526	138,128	134,977	155,520
Bad Debt	-	-	-	-	-
Equipment / Capital	-	47,245	44,751	64,431	325,067
Principle & Interest	-	-	-	-	-
<b>Total Expenses</b>	<b>\$ 1,127,997</b>	<b>\$ 1,065,757</b>	<b>\$ 1,434,250</b>	<b>\$ 1,176,122</b>	<b>\$ 1,774,392</b>
Fees and Other Revenues	490,330	459,387	553,153	534,553	560,862
Fund Balance Reserve	20,727	-	65,172	-	330,946
Local Funding	616,940	639,156	815,925	815,925	882,584
<b>Total Revenue</b>	<b>\$ 1,127,997</b>	<b>\$ 1,098,543</b>	<b>\$ 1,434,250</b>	<b>\$ 1,350,478</b>	<b>\$ 1,774,392</b>
<b>Net Change</b>	<b>\$ -</b>	<b>\$ 32,786</b>	<b>\$ -</b>	<b>\$ 174,356</b>	<b>\$ -</b>
<b>FTE's</b>	<b>13.1</b>		<b>16.4</b>		<b>16.4</b>

<b>Hitchcock</b>	<b>FY2021 BUDGET</b>	<b>FY2021 ACTUAL</b>	<b>FY2022 BUDGET</b>	<b>FY2022 ESTIMATED</b>	<b>FY2023 BUDGET</b>
Salaries & Benefits	565,008	527,247	599,866	612,183	630,096
Supplies	42,460	41,570	30,985	26,557	47,580
Travel / Training	775	48	687	116	907
Contract Services	17,965	19,340	19,728	19,995	21,898
Maintenance	15,639	17,668	16,308	11,872	21,758
Other Operating Costs	81,240	84,704	84,432	91,828	105,157
Bad Debt	-	-	-	-	-
Equipment / Capital	-	18,793	306,875	32,216	22,641
Principle & Interest	-	-	-	-	-
<b>Total Expenses</b>	<b>\$ 723,087</b>	<b>\$ 709,369</b>	<b>\$ 1,058,881</b>	<b>\$ 794,767</b>	<b>\$ 850,037</b>
Fees and Other Revenues	316,784	341,709	333,291	369,107	365,073
Fund Balance Reserve	21,226	-	311,330	-	33,270
Local Funding	385,077	362,861	414,260	411,730	451,694
<b>Total Revenue</b>	<b>\$ 723,087</b>	<b>\$ 704,570</b>	<b>\$ 1,058,881</b>	<b>\$ 780,837</b>	<b>\$ 850,037</b>
<b>Net Change</b>	<b>\$ -</b>	<b>\$ (4,799)</b>	<b>\$ -</b>	<b>\$ (13,930)</b>	<b>\$ -</b>
<b>FTE's</b>	<b>8.9</b>		<b>8.8</b>		<b>8.9</b>

**GALVESTON COUNTY HEALTH DISTRICT**  
**Galveston Area Ambulance Authority**  
*Proposed budget for the fiscal year ending September 30, 2023*

<b>Kemah/CLS</b>	<b>FY2021 BUDGET</b>	<b>FY2021 ACTUAL</b>	<b>FY2022 BUDGET</b>	<b>FY2022 ESTIMATED</b>	<b>FY2023 BUDGET</b>
Salaries & Benefits	414,245	391,907	413,210	407,895	428,995
Supplies	13,379	12,102	14,732	20,443	21,799
Travel / Training	-	22	400	59	425
Contract Services	-	8,810	8,945	8,289	9,468
Maintenance	7,345	7,844	5,378	4,639	8,761
Other Operating Costs	35,154	31,073	37,763	37,312	40,576
Bad Debt	-	-	-	-	-
Equipment / Capital	-	-	1,210	-	20,710
Principle & Interest	-	-	-	-	-
<b>Total Expenses</b>	<b>\$ 470,123</b>	<b>\$ 451,758</b>	<b>\$ 481,638</b>	<b>\$ 478,637</b>	<b>\$ 530,734</b>
Fees and Other Revenues	153,547	148,305	145,319	160,774	157,606
Fund Balance Reserve	-	-	-	-	22,133
Local Funding	316,576	316,576	336,319	336,319	350,995
<b>Total Revenue</b>	<b>\$ 470,123</b>	<b>\$ 464,881</b>	<b>\$ 481,638</b>	<b>\$ 497,093</b>	<b>\$ 530,734</b>
<b>Net Change</b>	<b>\$ -</b>	<b>\$ 13,123</b>	<b>\$ -</b>	<b>\$ 18,456</b>	<b>\$ -</b>
<b>FTE's</b>	<b>6.7</b>		<b>6.6</b>		<b>6.6</b>

<b>Special Events</b>	<b>FY2021 BUDGET</b>	<b>FY2021 ACTUAL</b>	<b>FY2022 BUDGET</b>	<b>FY2022 ESTIMATED</b>	<b>FY2023 BUDGET</b>
Salaries & Benefits	71,565	12,665	56,807	77,679	58,368
Supplies	1,200	-	1,200	778	1,200
Travel / Training	-	-	-	-	-
Contract Services	-	-	-	-	-
Maintenance	-	-	-	-	-
Other Operating Costs	-	(0)	300	-	300
Bad Debt	-	-	-	-	-
Equipment / Capital	-	-	-	-	-
Principle & Interest	-	-	-	-	-
<b>Total Expenses</b>	<b>\$ 72,765</b>	<b>\$ 12,664</b>	<b>\$ 58,307</b>	<b>\$ 78,457</b>	<b>\$ 59,868</b>
Fees and Other Revenues	75,000	22,912	62,000	86,841	80,000
Fund Balance Reserve	-	-	-	-	-
Local Funding	-	-	-	-	-
<b>Total Revenue</b>	<b>\$ 75,000</b>	<b>\$ 22,912</b>	<b>\$ 62,000</b>	<b>\$ 86,841</b>	<b>\$ 80,000</b>
<b>Net Change</b>	<b>\$ 2,235</b>	<b>\$ 10,247</b>	<b>\$ 3,693</b>	<b>\$ 8,384</b>	<b>\$ 20,132</b>
<b>FTE's</b>	<b>0.7</b>		<b>0.7</b>		<b>0.7</b>

**GALVESTON COUNTY HEALTH DISTRICT**  
**Galveston Area Ambulance Authority**  
*Proposed budget for the fiscal year ending September 30, 2023*

<b>GAAA All Locations</b>	<b>FY2021 BUDGET</b>	<b>FY2021 ACTUAL</b>	<b>FY2022 BUDGET</b>	<b>FY2022 ESTIMATED</b>	<b>FY2023 BUDGET</b>
Salaries & Benefits	5,504,976	5,194,324	6,105,272	5,766,098	6,405,562
Supplies	428,759	292,986	362,961	337,275	408,274
Travel / Training	12,107	885	11,582	1,893	13,683
Contract Services	236,017	266,557	289,282	288,886	305,186
Maintenance	132,461	125,989	135,260	161,842	190,317
Other Operating Costs	749,424	725,341	761,990	774,122	908,871
Bad Debt	-	25	-	26	-
Equipment / Capital	656,890	341,738	829,400	301,284	984,000
Principle & Interest	-	-	-	-	-
<b>Total Expenses</b>	<b>\$ 7,720,634</b>	<b>\$ 6,947,846</b>	<b>\$ 8,495,747</b>	<b>\$ 7,631,426</b>	<b>\$ 9,215,893</b>
Fees and Other Revenues	4,776,841	4,575,430	4,904,571	4,962,543	5,173,689
Fund Balance Reserve	801,200	-	900,224	-	1,055,356
Local Funding	2,142,593	2,536,016	2,690,952	2,857,707	2,986,848
<b>Total Revenue</b>	<b>\$ 7,720,634</b>	<b>\$ 7,111,445</b>	<b>\$ 8,495,747</b>	<b>\$ 7,820,250</b>	<b>\$ 9,215,893</b>
<b>Net Change</b>	<b>\$ -</b>	<b>\$ 163,599</b>	<b>\$ -</b>	<b>\$ 188,824</b>	<b>\$ -</b>
<b>FTE's</b>	<b>90.8</b>		<b>92.8</b>		<b>93.8</b>

**GALVESTON COUNTY HEALTH DISTRICT**  
**Galveston Area Ambulance Authority**  
*Proposed budget for the fiscal year ending September 30, 2023*

	<b>Galveston 911</b>	<b>Galveston NET</b>	<b>Bacliff 911</b>	<b>Hitchcock 911</b>	<b>Kemah 911</b>	<b>Special Events</b>	<b>FY23 Budget</b>
<b>CALLS:</b>	<b>9,105</b>	<b>2,567</b>	<b>1,937</b>	<b>998</b>	<b>469</b>	<b>0</b>	<b>15,076</b>
<b>REVENUE:</b>							
Patient Fees	354,525	78,575	79,756	69,012	40,904	-	622,772
Private Insurance	819,068	156,776	134,368	91,338	54,270	-	1,255,820
Medicare	1,133,072	388,191	219,738	147,800	45,336	-	1,934,137
Medicaid	387,755	44,821	89,463	42,642	8,465	-	573,146
Local Grants & Foundations	1,933	545	411	212	100	-	3,201
Medical Record Revenue	8,000	-	-	-	-	-	8,000
County of Galveston	-	-	882,584	296,093	129,250	-	1,307,927
Gain on Fixed Asset Disposal	-	-	4,000	2,000	-	-	6,000
Interest Income	15,000	-	1,500	3,000	-	-	19,500
GAAA Contracts/Other Gov't	164,547	457,340	31,626	9,069	8,531	-	671,113
Special Events	-	-	-	-	-	80,000	80,000
City of Galveston	824,448	-	-	-	-	-	824,448
Water Bill Donations	477,127	-	-	-	-	-	477,127
City of Bayou Vista	-	-	-	31,120	-	-	31,120
City of Tiki Island	-	-	-	31,120	-	-	31,120
City of Hitchcock	-	-	-	93,361	-	-	93,361
City of Kemah	-	-	-	-	182,939	-	182,939
City of Clear Lake Shores	-	-	-	-	38,806	-	38,806
Fund Balance Reserve	472,851	196,156	330,946	33,270	22,133	-	1,055,356
<b>TOTAL REVENUE</b>	<b>\$ 4,658,326</b>	<b>\$ 1,322,404</b>	<b>\$ 1,774,392</b>	<b>\$ 850,037</b>	<b>\$ 530,734</b>	<b>\$ 80,000</b>	<b>\$ 9,215,893</b>
<b>EXPENSES:</b>							
Salaries	2,574,988	584,270	936,523	455,489	334,598	23,892	4,909,760
Salaries, Overtime	280,666	54,364	68,017	59,365	22,267	21,602	506,281
Salaries, Part-Time	72,443	16,947	15,873	37,038	15,873	6,429	164,603
FICA Expense	42,457	9,506	14,796	8,002	5,405	753	80,919
Texas Unemployment Tax	4,973	1,460	1,826	993	739	78	10,069
Life Insurance Expense	6,956	1,632	2,547	1,243	922	68	13,368
LTD Insurance Expense	6,476	1,466	2,365	1,150	847	61	12,365
Health Insurance Expense	152,162	44,852	53,800	26,952	20,975	1,846	300,587
Worker's Comp Insurance	90,185	20,192	31,429	16,998	11,480	1,599	171,883
Sponsored Healthcare Pgm	24,479	7,216	8,655	4,336	3,374	297	48,357
Pension / Retirement	98,311	22,011	34,260	18,530	12,515	1,743	187,370
Medical Director Contract	25,365	7,151	5,396	2,780	1,307	-	41,999
Misc Contract Services	10,159	2,865	2,160	1,113	522	-	16,819
Billing Contract Service	138,660	54,597	26,915	17,453	7,639	-	245,264
Pest Control	-	-	552	552	-	-	1,104
Office Supplies	3,537	1,115	2,540	1,178	531	-	8,901
Operating Supplies	182,531	17,123	45,602	30,825	15,388	1,200	292,669
Pharmaceutical Supplies	54,650	967	11,586	7,974	5,879	-	81,056
Controlled Asset Supplies	18,000	-	-	7,600	-	-	25,600
Printing Supplies	30	8	6	3	1	-	48
Uniform Supplies	6,725	4,604	2,654	1,679	1,337	-	16,999
Postage	1,087	306	231	119	56	-	1,799
Telecommunications	19,407	5,641	5,590	3,705	1,049	-	35,392
Electricity	-	-	4,200	4,320	-	-	8,520

**GALVESTON COUNTY HEALTH DISTRICT**  
**Galveston Area Ambulance Authority**  
*Proposed budget for the fiscal year ending September 30, 2023*

	<b>Galveston 911</b>	<b>Galveston NET</b>	<b>Bacliff 911</b>	<b>Hitchcock 911</b>	<b>Kemah 911</b>	<b>Special Events</b>	<b>FY23 Budget</b>
Travel, Local	362	102	77	40	19	-	600
Training, Local	2,001	565	426	220	103	-	3,315
Training, Out of Town	5,899	1,664	1,255	647	303	-	9,768
Rentals	4,740	1,336	1,008	520	244	-	7,848
Leases	16,393	4,622	15,488	12,597	844	-	49,944
Maint/Repair, Equip	29,305	9,074	13,219	10,078	4,461	-	66,137
Maint/Repair, Auto	60,000	26,000	12,000	10,000	4,000	-	112,000
Fuel	111,039	43,703	33,285	24,662	9,011	-	221,700
Maint/Repair, Bldg	2,400	120	480	480	-	-	3,480
Maint/Repair, Auto Prevent	4,500	1,200	1,500	1,200	300	-	8,700
Insurance, Auto/Truck	22,038	12,855	7,829	7,553	138	-	50,413
Insurance, General Liability	2,458	693	523	269	128	-	4,071
Insurance, Bldg/Contents	2,481	97	636	601	378	-	4,193
Vehicles	313,217	169,365	287,067	3,641	1,710	-	775,000
Operating Equipment	114,000	19,000	38,000	19,000	19,000	-	209,000
Newspaper Ads/Advertising	1,569	442	334	172	81	-	2,598
Association Dues	453	128	96	50	23	-	750
IT Software, Licenses, Intang.	25,728	7,253	5,474	2,819	1,326	300	42,900
Prof Fees/Licenses/Inspect.	2,269	1,134	716	631	225	-	4,975
Professional Services	3,624	1,021	771	397	188	-	6,001
Med/Haz Waste Disposal	1,956	-	264	216	-	-	2,436
Trash Removal	-	-	2,640	-	-	-	2,640
Service Charge-Credit Cards	3,973	1,120	845	435	205	-	6,578
Collection Agency Fees	39,352	3,173	4,200	4,438	1,124	-	52,287
Administrative Fees	205,558	48,340	68,736	38,894	24,219	-	385,747
<b>TOTAL EXPENSES</b>	<b>\$ 4,789,562</b>	<b>\$ 1,211,300</b>	<b>\$ 1,774,392</b>	<b>\$ 850,037</b>	<b>\$ 530,734</b>	<b>\$ 59,868</b>	<b>\$ 9,215,893</b>
<i>NET CHANGE</i>	<i>(131,236)</i>	<i>111,104</i>	<i>-</i>	<i>-</i>	<i>-</i>	<i>20,132</i>	<i>-</i>

**GALVESTON COUNTY HEALTH DISTRICT**  
**Galveston Area Ambulance Authority**  
**Proposed budget for the fiscal year ending September 30, 2023**

GAAA ALL LOCATIONS						
	FY21 Actual	FY22 Budget	FY22 Actual thru 4/30/22	FY22 Projected	FY23 Proposed Budget	Increase / (Decrease)
<b>CALLS:</b>	<b>13,374</b>	<b>14,925</b>	<b>7,995</b>	<b>13,706</b>	<b>15,076</b>	151
<b>REVENUE:</b>						
Grant Revenue	11,806	-	-	-	-	-
Patient Fees	529,848	537,688	327,080	560,709	622,772	85,084
Private Insurance	955,536	1,094,817	696,300	1,193,657	1,255,820	161,003
Medicare	1,826,095	2,038,859	1,067,845	1,830,590	1,934,137	(104,722)
Medicaid	445,550	586,208	289,890	496,954	573,146	(13,062)
Local Grants & Foundations	7,596	3,200	4,149	7,113	3,201	1
Medical Record Revenue	9,937	6,900	4,834	8,287	8,000	1,100
County of Galveston	993,593	1,211,325	706,606	1,211,325	1,307,927	96,602
Miscellaneous Revenue	13,830	-	30	51	-	-
Gain on Fixed Asset Disposal	38,988	6,000	6,150	10,542	6,000	-
Insurance Proceeds	1,792	-	-	-	-	-
Interest Income	35,763	19,500	10,746	18,422	19,500	-
GAAA Contracts/Other Gov't	676,212	549,399	437,360	749,759	671,113	121,714
Special Events	22,225	62,000	70,625	86,459	80,000	18,000
General Donations	250	-	-	-	-	-
City of Galveston	729,382	824,448	480,928	824,448	824,448	-
Water Bill Donations	488,041	300,000	273,750	469,285	477,127	177,127
City of Bayou Vista	25,000	28,541	16,354	28,035	31,120	2,579
City of Tiki Island	25,000	28,541	16,354	28,035	31,120	2,579
City of Hitchcock	75,000	85,624	49,062	84,106	93,361	7,737
City of Kemah	165,000	175,290	102,253	175,290	182,939	7,649
City of Clear Lake Shores	35,000	37,183	21,690	37,183	38,806	1,623
Fund Balance Reserve	-	900,224	-	-	1,055,356	155,132
<b>TOTAL REVENUE</b>	<b>\$ 7,111,445</b>	<b>\$ 8,495,747</b>	<b>\$ 4,582,005</b>	<b>\$ 7,820,250</b>	<b>\$ 9,215,893</b>	<b>\$ 720,146</b>
<b>EXPENSES:</b>						
Salaries	3,593,874	4,645,993	2,258,656	3,871,982	4,909,760	263,767
Salaries, Overtime	805,927	492,184	558,890	958,098	506,281	14,097
Salaries, Part-Time	198,720	160,692	152,055	260,665	164,603	3,911
Comp Pay Premium	325	-	-	-	-	-
FICA Expense	64,969	76,834	41,936	71,890	80,919	4,085
Texas Unemployment Tax	23,623	9,962	3,239	5,553	10,069	107
Life Insurance Expense	11,691	12,725	7,302	12,518	13,368	643
LTD Insurance Expense	8,451	11,702	5,373	9,211	12,365	663
Health Insurance Expense	213,123	297,230	135,654	232,551	300,587	3,357
Worker's Comp Insurance	130,725	166,384	82,028	140,620	171,883	5,499
Sponsored Healthcare Pgm	39,387	51,802	23,541	40,356	48,357	(3,445)
Pension / Retirement	103,509	179,764	94,881	162,654	187,370	7,606
Medical Director Contract	40,200	42,000	23,450	40,200	41,999	(1)
Misc Contract Services	11,875	13,040	8,811	15,104	16,819	3,779
Billing Contract Service	213,378	233,138	135,597	232,454	245,264	12,126
Pest Control	1,104	1,104	658	1,128	1,104	-
Office Supplies	5,320	8,299	1,640	2,812	8,901	602

**GALVESTON COUNTY HEALTH DISTRICT**  
**Galveston Area Ambulance Authority**  
*Proposed budget for the fiscal year ending September 30, 2023*

GAAA ALL LOCATIONS						
	FY21 Actual	FY22 Budget	FY22 Actual thru 4/30/22	FY22 Projected	FY23 Proposed Budget	Increase / (Decrease)
Operating Supplies	236,408	253,671	146,556	251,240	292,669	38,998
Pharmaceutical Supplies	41,310	68,899	38,771	66,464	81,056	12,157
Controlled Asset Supplies	9,901	32,060	9,758	16,728	25,600	(6,460)
Printing Supplies	47	32	18	31	48	16
Uniform Supplies	8,998	12,400	5,557	9,525	16,999	4,599
Postage	1,227	1,500	974	1,671	1,799	299
Telecommunications	33,115	35,394	18,172	31,152	35,392	(2)
Electricity	7,617	7,800	4,459	7,643	8,520	720
Travel, Local	65	600	15	25	600	-
Training, Local	820	1,213	991	1,698	3,315	2,102
Training, Out of Town	-	9,769	100	170	9,768	(1)
Rentals	6,136	6,540	3,844	6,589	7,848	1,308
Leases	49,936	49,944	29,129	49,936	49,944	-
Maint/Repair, Equip	52,491	61,320	30,461	52,218	66,137	4,817
Maint/Repair, Auto	65,123	61,760	53,300	91,372	112,000	50,240
Fuel	110,300	111,912	85,684	146,888	221,700	109,788
Maint/Repair, Bldg	630	3,480	4,729	8,108	3,480	-
Maint/Repair, Auto Prevent	7,744	8,700	5,917	10,144	8,700	-
Insurance, Auto/Truck	57,002	55,391	24,424	41,870	50,413	(4,978)
Insurance, General Liability	3,973	4,174	2,086	3,575	4,071	(103)
Insurance, Bldg/Contents	4,454	3,967	2,323	3,983	4,193	226
Vehicles	200,004	680,000	119,372	204,637	775,000	95,000
Operating Equipment	141,735	149,400	56,378	96,647	209,000	59,600
Newspaper Ads/Advertising	3,227	2,598	1,239	2,125	2,598	-
Association Dues	750	750	-	-	750	-
IT Software, Licenses, Intang.	43,226	46,540	28,166	48,285	42,900	(3,640)
Prof Fees/Licenses/Inspect.	208	4,974	4,290	7,355	4,975	1
Professional Services	4,679	5,800	1,268	2,173	6,001	201
Med/Haz Waste Disposal	2,223	2,340	1,351	2,315	2,436	96
Trash Removal	2,507	2,640	1,268	2,174	2,640	-
Service Charge-Credit Cards	8,595	6,361	9,055	15,522	6,578	217
Bad Debt Expense	25	-	15	26	-	-
Collection Agency Fees	40,082	42,050	18,356	31,468	52,287	10,237
Administrative Fees	336,837	358,915	209,370	358,920	385,747	26,832
<b>TOTAL EXPENSES</b>	<b>\$ 6,947,846</b>	<b>\$ 8,495,747</b>	<b>\$ 4,451,665</b>	<b>\$ 7,631,426</b>	<b>\$ 9,215,893</b>	<b>\$ 720,146</b>
<i>NET CHANGE</i>	163,599	-	130,340	188,824	-	-

**GALVESTON COUNTY HEALTH DISTRICT**  
**Galveston Area Ambulance Authority**  
*Proposed budget for the fiscal year ending September 30, 2023*

	CITY OF GALVESTON <i>(Galveston 911, NET, &amp; Special Events)</i>			COUNTY OF GALVESTON <i>(Bacliff 911, Hitchcock 911, &amp; Kemah 911)</i>		
	FY22 Budget	FY23 Budget	Change	FY22 Budget	FY23 Budget	Change
<b>CALLS:</b>	<b>11,498</b>	<b>11,672</b>	<b>174</b>	<b>3,427</b>	<b>3,404</b>	<b>-23</b>
<b>REVENUE:</b>						
Patient Fees	371,670	433,100	61,430	166,018	189,672	23,654
Private Insurance	830,472	975,844	145,372	264,345	279,976	15,631
Medicare	1,626,839	1,521,263	(105,576)	412,020	412,874	854
Medicaid	424,059	432,576	8,517	162,149	140,570	(21,579)
Local Grants & Foundations	2,465	2,478	13	735	723	(12)
Medical Record Revenue	6,900	8,000	1,100	-	-	-
County of Galveston	-	-	-	1,211,325	1,307,927	96,602
Gain on Fixed Asset Disposal	-	-	-	6,000	6,000	-
Interest Income	15,000	15,000	-	4,500	4,500	-
GAAA Contracts/Other Gov't	533,403	621,887	88,484	15,996	49,226	33,230
Special Events	62,000	80,000	18,000	-	-	-
City of Galveston	824,448	824,448	-	-	-	-
Water Bill Donations	300,000	477,127	177,127	-	-	-
City of Bayou Vista	-	-	-	28,541	31,120	2,579
City of Tiki Island	-	-	-	28,541	31,120	2,579
City of Hitchcock	-	-	-	85,624	93,361	7,737
City of Kemah	-	-	-	175,290	182,939	7,649
City of Clear Lake Shores	-	-	-	37,183	38,806	1,623
Fund Balance Reserve	523,722	669,007	145,285	376,502	386,349	9,847
<b>TOTAL REVENUE</b>	<b>\$ 5,520,978</b>	<b>\$ 6,060,730</b>	<b>\$ 539,752</b>	<b>\$ 2,974,769</b>	<b>\$ 3,155,163</b>	<b>\$ 180,394</b>
<b>EXPENSES:</b>						
Salaries	3,004,075	3,183,150	179,075	1,641,918	1,726,610	84,692
Salaries, Overtime	346,245	356,632	10,387	145,939	149,649	3,710
Salaries, Part-Time	93,075	95,819	2,744	67,617	68,784	1,167
FICA Expense	49,929	52,716	2,787	26,905	28,203	1,298
Texas Unemployment Tax	6,427	6,511	84	3,535	3,558	23
Life Insurance Expense	8,218	8,656	438	4,507	4,712	205
LTD Insurance Expense	7,555	8,003	448	4,147	4,362	215
Health Insurance Expense	196,171	198,860	2,689	101,059	101,727	668
Worker's Comp Insurance	108,122	111,976	3,854	58,262	59,907	1,645
Sponsored Healthcare Pgm	34,189	31,992	(2,197)	17,613	16,365	(1,248)
Pension / Retirement	116,817	122,065	5,248	62,947	65,305	2,358
Medical Director Contract	32,357	32,516	159	9,643	9,483	(160)
Misc Contract Services	10,046	13,024	2,978	2,994	3,795	801
Billing Contract Service	183,642	193,257	9,615	49,496	52,007	2,511
Pest Control	-	-	-	1,104	1,104	-
Office Supplies	4,635	4,652	17	3,664	4,249	585
Operating Supplies	172,807	200,854	28,047	80,864	91,815	10,951
Pharmaceutical Supplies	52,398	55,617	3,219	16,501	25,439	8,938
Controlled Asset Supplies	15,260	18,000	2,740	16,800	7,600	(9,200)
Printing Supplies	25	38	13	7	10	3
Uniform Supplies	9,525	11,329	1,804	2,875	5,670	2,795
Postage	1,155	1,393	238	345	406	61

**GALVESTON COUNTY HEALTH DISTRICT**  
**Galveston Area Ambulance Authority**  
*Proposed budget for the fiscal year ending September 30, 2023*

	CITY OF GALVESTON <i>(Galveston 911, NET, &amp; Special Events)</i>			COUNTY OF GALVESTON <i>(Bacliff 911, Hitchcock 911, &amp; Kemah 911)</i>		
	FY22 Budget	FY23 Budget	Change	FY22 Budget	FY23 Budget	Change
Telecommunications	24,946	25,048	102	10,448	10,344	(104)
Electricity	-	-	-	7,800	8,520	720
Travel, Local	462	464	2	138	136	(2)
Training, Local	934	2,566	1,632	279	749	470
Training, Out of Town	7,527	7,563	36	2,242	2,205	(37)
Rentals	5,038	6,076	1,038	1,502	1,772	270
Leases	20,911	21,015	104	29,033	28,929	(104)
Maint/Repair, Equip	35,611	38,379	2,768	25,709	27,758	2,049
Maint/Repair, Auto	48,000	86,000	38,000	13,760	26,000	12,240
Fuel	78,871	154,742	75,871	33,041	66,958	33,917
Maint/Repair, Bldg	2,520	2,520	-	960	960	-
Maint/Repair, Auto Prevent	5,700	5,700	-	3,000	3,000	-
Insurance, Auto/Truck	36,528	34,893	(1,635)	18,863	15,520	(3,343)
Insurance, General Liability	3,215	3,151	(64)	959	920	(39)
Insurance, Bldg/Contents	2,437	2,578	141	1,530	1,615	85
Vehicles	416,964	482,582	65,618	263,036	292,418	29,382
Operating Equipment	59,600	133,000	73,400	89,800	76,000	(13,800)
Newspaper Ads/Advertising	2,001	2,011	10	597	587	(10)
Association Dues	578	581	3	172	169	(3)
IT Software, Licenses, Intang.	35,922	33,281	(2,641)	10,618	9,619	(999)
Prof Fees/Licenses/Inspect.	3,399	3,403	4	1,575	1,572	(3)
Professional Services	4,468	4,645	177	1,332	1,356	24
Med/Haz Waste Disposal	1,860	1,956	96	480	480	-
Trash Removal	-	-	-	2,640	2,640	-
Service Charge-Credit Cards	4,901	5,093	192	1,460	1,485	25
Collection Agency Fees	30,724	42,525	11,801	11,326	9,762	(1,564)
Administrative Fees	235,188	253,898	18,710	123,727	131,849	8,122
<b>TOTAL EXPENSES</b>	<b>\$ 5,520,978</b>	<b>\$ 6,060,730</b>	<b>\$ 539,752</b>	<b>\$ 2,974,769</b>	<b>\$ 3,155,163</b>	<b>\$ 180,394</b>
NET CHANGE	-	-	-	-	-	-

**GALVESTON COUNTY HEALTH DISTRICT**  
**Galveston Area Ambulance Authority**  
*Proposed budget for the fiscal year ending September 30, 2023*

**\*Field Services Staffing by Location**

<b>Full Time</b>	<b>Galv 911</b>	<b>Galv NET</b>	<b>Bacliff 911</b>	<b>Hitchcock 911</b>	<b>Kemah 911</b>	<b>Total</b>
Supervisors	3.5	-	2.0	0.5	-	6.0
Sr. Team Captains	3.0	-	-	-	-	3.0
Team Captains	17.0	-	7.0	3.0	3.0	30.0
Paramedics	7.0	-	1.0	1.0	-	9.0
Intermediates	10.0	3.0	5.0	3.0	3.0	24.0
Basics	-	7.0	-	-	-	7.0
<b>Totals</b>	<b>40.5</b>	<b>10.0</b>	<b>15.0</b>	<b>7.5</b>	<b>6.0</b>	<b>79.0</b>

<b>Part Time</b>	<b>Galv 911</b>	<b>Galv NET</b>	<b>Bacliff 911</b>	<b>Hitchcock 911</b>	<b>Kemah 911</b>	<b>Total</b>
Supervisors	-	-	-	-	-	-
Sr. Team Captains	-	-	-	-	-	-
Team Captains	0.3	-	0.1	0.3	0.1	0.8
Paramedics	0.4	-	0.1	0.3	0.1	0.9
Intermediates	0.6	0.1	0.2	0.3	0.2	1.4
Basics	0.6	0.4	-	-	-	1.0
<b>Totals</b>	<b>1.9</b>	<b>0.5</b>	<b>0.4</b>	<b>0.9</b>	<b>0.4</b>	<b>4.1</b>

*No Full-Time or Part-Time Changes*

*\*Does not include Administrative Staff*

**GALVESTON COUNTY HEALTH DISTRICT**  
**Galveston Area Ambulance Authority**  
*Proposed budget for the fiscal year ending September 30, 2023*

**Schedule of Proposed Purchases**

<b>Vehicles / Operating Equipment</b>			<b>Galveston</b>	<b>Galveston</b>	<b>Bacliff</b>	<b>Hitchcock</b>	<b>Kemah</b>	<b>Mainland</b>	<b>Totals</b>
<b>Description</b>	<b>Qty</b>	<b>Unit Cost</b>	<b>911</b>	<b>NET</b>	<b>911</b>	<b>911</b>	<b>911</b>	<b>Net</b>	
911 Ambulance Replacement Type II - Unit 1468	1	280,000	280,000	-	-	-	-	-	280,000
911 Ambulance Replacement Type II - Unit 1494	1	280,000	-	-	280,000	-	-	-	280,000
Transfer Ambulance Replacement Type III - Unit 1496	1	160,000	-	160,000	-	-	-	-	160,000
Admin Operations Logistics Van (FY22 carry-forward)	1	55,000	33,217	9,365	7,067	3,641	1,710	-	55,000
Lucas Chest Compressions (24/7 Medic units + Supervisor)	11	19,000	114,000	19,000	38,000	19,000	19,000	-	209,000
<b>Totals</b>			<b>\$427,217</b>	<b>\$188,365</b>	<b>\$ 325,067</b>	<b>\$ 22,641</b>	<b>\$ 20,710</b>	<b>\$ -</b>	<b>\$ 984,000</b>

<b>Supplies / Other</b>			<b>Galveston</b>	<b>Galveston</b>	<b>Bacliff</b>	<b>Hitchcock</b>	<b>Kemah</b>	<b>Mainland</b>	<b>Totals</b>
<b>Description</b>	<b>Qty</b>	<b>Unit Cost</b>	<b>911</b>	<b>NET</b>	<b>911</b>	<b>911</b>	<b>911</b>	<b>Net</b>	
Motorola Radio Replacements	2	3,800	-	-	-	7,600	-	-	7,600
Stair Chair Replacements (Medic units)	3	4,500	13,500	-	-	-	-	-	13,500
Stair Chair Addition (Supervisor unit)	1	4,500	4,500	-	-	-	-	-	4,500
One-Time Payout (\$500 Full time & \$250 Part time staff)	1	45,757	27,634	7,791	5,879	3,029	1,423	-	45,756
<b>Totals</b>			<b>\$ 45,634</b>	<b>\$ 7,791</b>	<b>\$ 5,879</b>	<b>\$ 10,629</b>	<b>\$ 1,423</b>	<b>\$ -</b>	<b>\$ 71,356</b>

<b>Proposed Expenditures from Fund Balance Reserve</b>	<b>\$472,851</b>	<b>\$196,156</b>	<b>\$ 330,946</b>	<b>\$ 33,270</b>	<b>\$ 22,133</b>	<b>\$ -</b>	<b>\$ 1,055,356</b>
--	------------------	------------------	-------------------	------------------	------------------	-------------	---------------------

<b>Fund Balance</b>	<b>Galveston</b>	<b>Bacliff</b>	<b>Hitchcock</b>	<b>Kemah</b>	<b>Mainland</b>	<b>Totals</b>
	<b>911 and NET</b>	<b>911</b>	<b>911</b>	<b>911</b>	<b>Net</b>	
Fund Balance at 7/31/22	3,590,019	435,487	648,309	22,521	334,483	5,030,820
Less: Proposed FY23 Expenditures from Reserve	(669,007)	(330,946)	(33,270)	(22,133)	-	(1,055,356)
Less: Expenditures remaining to be purchased from Reserve	(450,860)	-	(284,800)	-	-	(735,660)
Less: Reserve held in case of audit related to Medicaid Cost Report	(240,000)	(30,000)	(30,000)	-	-	(300,000)
Less: Reserve held per contract	(225,000)	(52,924)	(77,260)	-	(334,483)	(689,668)
<b>Unreserved Fund Balance at 9/30/23 (estimated)</b>	<b>\$ 2,005,152</b>	<b>\$ 21,616</b>	<b>\$ 222,979</b>	<b>\$ 388</b>	<b>\$ -</b>	<b>\$ 2,250,136</b>



# **GALVESTON COUNTY HEALTH DISTRICT**

**UNITED BOARD OF HEALTH** 9850-A.106 Boardroom Emmett F. Lowry Expressway, Texas City

---

**United Board of Health**

**September 2022**

**Item #12**

**Consider for Approval the Purchase of a Generator for the  
Animal Resource Center from Animal Services Fund Balance as  
Requested by the Animal Advisory Committee Submitted By  
Director of Public Health Services**

**Proposal Date:** 5/2/2022

**Proposal #:** 31287

**Project:** 31287-ANIMAL S...

**Bill To:**

GALVESTON COUNTY AUDITORS OFFICE  
 ATTN: ACCOUNTS PAYABLE  
 P.O. BOX 1418  
 GALVESTON TX 77553

Item	Description	Est. Hours/Qty.	Rate	Total
A063A484	ANIMAL SHELTER RS150 KW CUMMINS GENET NG	1	38,362.85	38,362.85
Labor/Mechani...	Labor Mechanic REMOVE OLD GEN, LOAD ON TRAILER AND TRUCK TO COUNTYS SITE. SET GEN, BOLT DOWN ASSIST ELECT. IN COMPLETEING CIRCUTRY, PROGRAM PARAMETERS START AND TEST NEW GEN, ADJUST VOLTAGE AND GAS.	1	6,000.00	6,000.00
Subcontract	PLUMBING INCLUDING REGULATOR PARTS/LABOR	1	2,500.00	2,500.00
<b>Total</b>				<b>\$46,862.85</b>

Electrical hook up price

## Crescent Electric

The electric only will be \$3,500.00 for the installation. So, the total for the generator, electric and insulation will be **\$50,362.85**.



# **GALVESTON COUNTY HEALTH DISTRICT**

**UNITED BOARD OF HEALTH** 9850-A.106 Boardroom Emmett F. Lowry Expressway, Texas City

---

**United Board of Health**

**September 2022**

**Item #13**

**Update on Cities Joining Animal Services Interlocal Agreement**

**Submitted by UBOH Chairman**

**City of Santa Fe**

**City of Clear Lake Shores**



# **GALVESTON COUNTY HEALTH DISTRICT**

**UNITED BOARD OF HEALTH** 9850-A.106 Boardroom Emmett F. Lowry Expressway, Texas City

---

**United Board of Health  
September 2022  
Item #14  
Comments from Board Members**